

# MASTERCCLASS

## magazine



**sigma3** kitchens  
bedrooms  
home office

**The Living Collection**  
Freestanding furniture



**The Signature Collection**  
Unique storage solutions



**Elite Sports Stars Kitchen**  
Inside George & Becky's New Kitchen



**Delicious Recipes**  
Cook up a storm!



Seamless Design



H LINE, Sutton Inkwell with Farringdon Grey

The Living Collection



Sutton Inkwell Sideboard from The Living Collection



H LINE, Sutton Inkwell with Legrabox R-Design drawers and internal cutlery tray

## Say hello to Open Plan Living

Create your own style that's perfect for multifunctional family lifestyles and open plan living with The Living Collection.

Find out more and order a copy of our brochure at: [sigma3.co.uk](http://sigma3.co.uk)



## QUALITY, SERVICE and VALUE

We've been making kitchens for over 44 years now and built a reputation for the quality of our kitchens and our installations. You can rest assured when you buy a Sigma 3 kitchen.



### Affordable Kitchens

Kitchens to suit every budget



### Choice

Over 400 doors and 11 different cabinet options to choose from

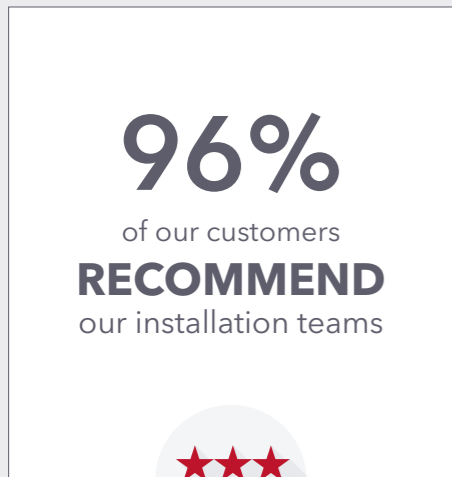


98%  
of our customers  
**RECOMMEND**  
our designers



### Expert Designers

Recommended by 98% of customers



96%  
of our customers  
**RECOMMEND**  
our installation teams



### Experienced Installation

Recommended by 96% of customers



### Beautiful Showrooms

Eight Kitchen and Bedroom showrooms



### One Kitchen to Love

We hope you have many years of enjoyment out of your Sigma 3 Kitchen



Visit [sigma3.co.uk](http://sigma3.co.uk) to find out more or to find your local showroom.

Abergavenny 01873 850911 | Cardiff East 02920 485888 | Cardiff West 02920 593969 | Esher 01372 467464  
Newport 01633 252187 | Swansea 01792 790088 | Warton 01772 631316 | Worthing 01903 201901

# CONTENTS

Welcome to Edition 3 of the Masterclass magazine. Inside this issue you will see real homes, design tips, tricks and delicious recipes.



38 Inside George & Becky's New Kitchen

## In this issue...

- 04 Masterclass Inspirations  
Follow us online for beautiful inspiration and find out what's new!
- 06 The Lust List  
The latest must-have furniture, design features and accessories.
- 10 Embrace Open-Plan Living  
Choose freestanding furniture to enhance your kitchen and living areas.
- 16 Brave The Colour  
Enrich your world with colour pops in your design.
- 30 Light Entertainment  
A space that is the true heart of the home
- 38 Elite Sports Stars Kitchen  
We take a look inside George & Becky North's new kitchen!
- 42 Designer Kitchen  
We hear about how a kitchen designer met her customers brief
- 46 Choose the Perfect Style  
What's the best kitchen style for your lifestyle?
- 49 Get the Look  
Find out how to follow key design trends.
- 60 Food & Drink  
Impress your friends and cook up a storm with our delicious recipes.
- 67 The Perfect Home Bar  
If you like to be the perfect host, then a home bar is what you need!
- 70 Beautiful Real Kitchens  
See some of the stunning kitchens designed by our partners.



# Hello & Welcome.


Planning is the key to success, and this is completely true when it comes to creating your dream kitchen. Speaking to your local showroom will enable you to get the best possible design service to ensure you will have a kitchen to love for years to come. We are starting this journey for you with **How to Choose the Perfect Kitchen Style** on page 48.

In **Country Classic**, we speak to British and Irish Lion and Wales Rugby star, George North and his Wife, Olympic Gold Medal Cyclist, Becky North. Turn to page 38 to see their chic final result.

Discover more fabulous case studies over a coffee (perhaps brush up your skills with our article on how to **Release your Inner Barista** on page 75).

Colour is something that can enrich your world and encourage you to pay more attention to everything around you. Our refined range of painted colours can make a bold statement or keep it classically chic with a neutral palette. Head over to page 19 to **Brave the Colour**.

Finally, impress your friends and family with our **Food and Drink** section from page 62. Learn how to create a Classic Mojito and create your dream home bar while you are at it



## Your New Kitchen

*inspiration*

Join us online for beautiful kitchen inspiration, gorgeous recipes and see what's new.

[sigma3.co.uk](http://sigma3.co.uk)



Our online inspiration blog is jam packed full of kitchen articles that have been featured in kitchen and home interior magazines.



Follow @sigma3kitchens on Instagram for stunning kitchen interiors, plus take a look inside some of our favourite 'Real Kitchens'



*Cassie*  
Cassie Evans  
Brand Manager



**#MYSIGMA3HOME**  
Simply tag us and use #mysigma3home to tag us in your new kitchen and living space. You will be entered into our free prize draw!



LINEA

Left: Linea Bi-Fold Wall cabinets. Right: Linea Lift Up Wall cabinets

# The Lust List

Key design features, colour inspiration and iconic items to enhance your brand new kitchen scheme.



LINEA

### SUPER SLEEK STORAGE

Available up to 2 meters wide, Linea base and lift up wall cabinets allow you to create an individual stand out modern design within your kitchen. Shown above in Sutton Light Grey



LINEAPLUS

### MAXIMISE YOUR SPACE

LineaPlus are not only the widest but also the deepest drawers on the market - they open to 650mm deep, that's 200mm more than a standard drawer! Exclusive to Masterclass Kitchens. Available in Legrabox R-Design only.

The Hathaway



The Signature Collection

### THE SIGNATURE LIFESTYLE

Quintessentially Masterclass, The Signature Collection is much more than a range of highly desirable and iconic storage features. It is a lifestyle choice, committed to giving you the best possible experience when selecting what goes into your new kitchen. Shown above, The Hathaway in Portland Oak



Manufacturing Great British Kitchens since 1975



### VISIT ONE OF OUR SHOWROOMS

- |                                                |                                                  |
|------------------------------------------------|--------------------------------------------------|
| <b>Abergavenny Showroom</b><br>01873 850911    | <b>Newport Showroom</b><br>01633 252187          |
| <b>Cardiff (East) Showroom</b><br>02920 485888 | <b>Swansea Showroom</b><br>01792 790088          |
| <b>Cardiff (West) Showroom</b><br>02920 593969 | <b>Warton (Preston) Showroom</b><br>01772 631316 |
| <b>Esher Showroom</b><br>01372 467464          | <b>Worthing Showroom</b><br>01903 201901         |

Visit [sigma3.co.uk](http://sigma3.co.uk) to book a design appointment and meet a designer, book a home measure or order a brochure.

We can't wait to help you find your dream!



If space is at a premium then MagnaSpace offers a strong, versatile and flexible storage solution. With soft close as standard, MagnaSpace carries vastly more weight than alternative wirework options and will suit the most demanding of spaces. Available in 3 different finishes.




MagnaSpace in Anthracite Linen

### THE POWERFUL PANTRY

A pantry is probably one of the first things that comes to mind when you mention 'dream kitchen storage'. It's certainly a show stopping piece and will fit in all your store cupboard essentials. The Hathaway is a quintessential storage feature that can be personalised to your needs. Available in 2 finishes and a slimline version to satisfy almost any space!



The Hathaway in Tuscan Walnut



### THE SPACETOWER

If you want the ultimate kitchen storage, then look no further than SpaceTower. One of the main benefits of SpaceTower is its easy access from every angle - you can reach each item with complete ease.

This attractive storage feature is available in a variation of widths and you can choose from 3 different finishes, meaning that SpaceTower will suit anyone's interior styles.



SpaceTower in Tuscan Walnut



# Embrace *Open-Plan* Living

Having freestanding pieces of furniture throughout the home is fast becoming a necessity on most people's wish list. Check out some of our favourite pieces of kitchen and living furniture to enhance design.  
[masterclasskitchens.co.uk/freestanding-furniture](https://masterclasskitchens.co.uk/freestanding-furniture)

Marlborough Lava Tall Dresser with Portland Oak cabinet



Hampton Lava Sideboard

The *Living* Collection

“

*To achieve the open-plan look, select core materials and colours that can easily connect the different zones for visual coherence.*

### CLEAN AND TIDY

Remember, with an open-plan design it's not just about the kitchen looking clean and tidy, but your living and dining spaces too.



Marlborough Hunter Green Side Table with feature Open Shelving and curved side panels



Hampton Mulberry Coffee Table with Portland Oak worktop

**GO BEHIND THE SCENES**

Having continuity between kitchen and living spaces means that your home instantly becomes more connected and will soon be the envy of all your friends.



Larna Graphite Sideboard

The Living Collection is a range of freestanding furniture that enables you to seamlessly connect and complement the furniture between your kitchen and other areas of your home.

**DIFFERENTIATE WITH COLOUR**

Choosing a different colour in living furniture to your kitchen design is a great way to break up the space between kitchen and living. A softer palette may sometimes be needed to help warm up living areas.



Madoc Mayfield Oak Coffee Table



Marlborough Lava Sideboard



Sutton Inkwell Sideboard



Left: Sutton Autumn Blush Sideboard Right: Sideboard with Media Shelf

**LOUNGE IN STYLE**

The lounge is one of the rooms we spend the most time in. Creating a space that reflects your personal style is easy with The Living Collection.

“

*The Living Collection is about creating your own style, perfect for multi-functional, family homes that embody today's demand for open-plan living.*



“There’s no surprise, due to the popularity of open plan living, that freestanding islands are becoming increasingly popular.”



Solva Prep Island in Scots Grey



Hardwick Freestanding Island in Oxford Blue

**SPACE SAVERS**

Opting for furniture that you can see underneath creates the illusion of a bigger space. Being able to see the floor space beneath your cabinetry allows a continuous flow and creates a clean, seamless look.



Hampton Freestanding Island in Farrington Grey



Marlborough Mulberry Freestanding Table Island

**FURNITURE OVER CABINETRY**

Move away from the typical ‘fitted kitchen’ look by opting for a freestanding island. Using kitchen furniture ensures that the space is still functional and usable while keeping the design on trend.



Solva Freestanding Island in Vintage Rose



Hardwick Freestanding Island in Highland Stone



Sherborne Freestanding Island in Mulberry




Hampton Mulberry Side Table

# Brave *the* Colour

Colour is something that can enrich your world and encourage you to pay more attention to everything around you. That's why Masterclass Kitchens have carefully created and refined their range of painted colours. Make a bold statement or keep it classically chic with a neutral palette, the choice is yours.

## TWENTY-SEVEN BEAUTIFUL PAINTED COLOURS





Hardwick Wisteria with Mulberry and Light Grey

## WISTERIA

## MULBERRY

### BE BRAVE

Incorporate just the right amount of purple into your scheme to make a low-key statement. Whether it is wall units, an island or peninsular you can create a bold, yet elegant design. Mixing with a neutral palette or even warm woods would ensure that the layout is not overpowering.



Hardwick Wisteria



Hampton Mulberry with Farrington Grey



Sherborne Mulberry with Highland Stone



**BABY BLUES**

A lighter blue doesn't overwhelm a space and creates a crisp and airy effect. Perfect for a coastal design.

Solva Coastal Mist



Marlborough Coastal Mist with White

COASTAL MIST

WINDSOR BLUE

OXFORD BLUE

**ADD ACCENTS**

Using a shade of blue for a kitchen island acts as an accent and focal point for the kitchen design.



Ashbourne Windsor Blue with White



Roma Coastal Mist

### COLOUR BLOCKING

Using blocks of colour allows you to zone areas of your kitchen from food preparation and cooking to dining, entertaining and relaxing. A harmonious kitchen and living space is designed to complement our busy lives.



Roma Oxford Blue



Hardwick Oxford Blue



Hardwick Oxford Blue with Farringdon Grey



H LINE . Larna Highland Stone with Stone Grey Handle Rail

**BE BOLD ELSEWHERE**

If you want to incorporate a bold colour through statement tiles or wallpaper then consider a neutral shade to help complement it, without looking too busy.

**BRING IN THE WARMTH**

Small details, such as adding wooden stools to match your wood effect cabinets, is the perfect complement to the warm finish of your chosen door colour.

**HERITAGE GREY**

**HIGHLAND STONE**

**FARRINGTON GREY**

**LAVA**

**SHOW OFF YOUR STYLE**

Using neutral tones acts as a wonderful backdrop to help set off other areas of your kitchen. Whether you want to mix and match your cabinets with a vibrant colour, or choose to have a statement wall, you will always have a clean, crisp look.



Wimbourne Heritage Grey



Hardwick Lava with Highland Stone

**FRESHEN UP**

The beauty of a warm neutral palette is the clean, airy feel it can bring to a room, an easy way to lift your space.



Shelford Highland Stone

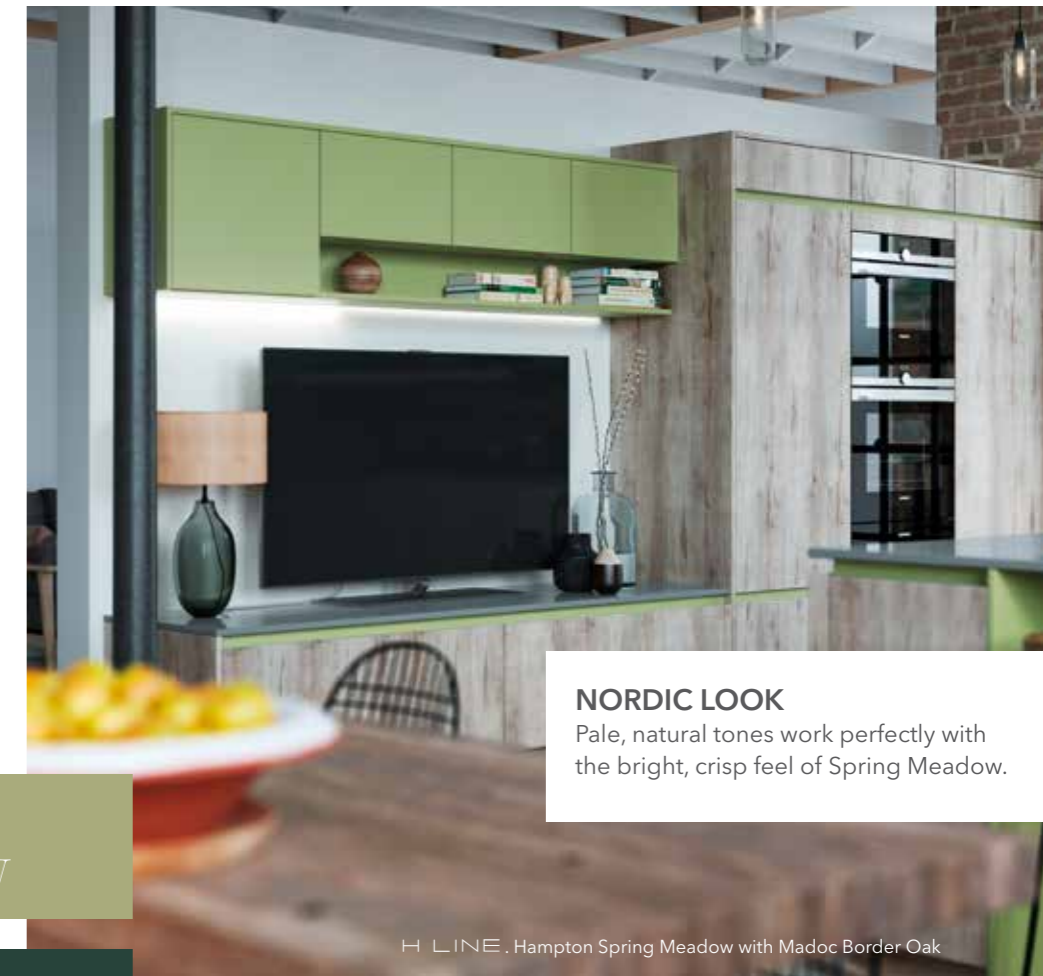


**COMPLEMENT WITH WARMTH**  
Green is perfect company for earthy tones that bring out its warmer side.

Marlborough Hunter Green



Marlborough Hunter Green open shelving with Side Table from The Living Collection



**NORDIC LOOK**  
Pale, natural tones work perfectly with the bright, crisp feel of Spring Meadow.

H LINE . Hampton Spring Meadow with Madoc Border Oak

## SPRING MEADOW

## HUNTER GREEN



Marlborough Hunter Green with Farringdon Grey

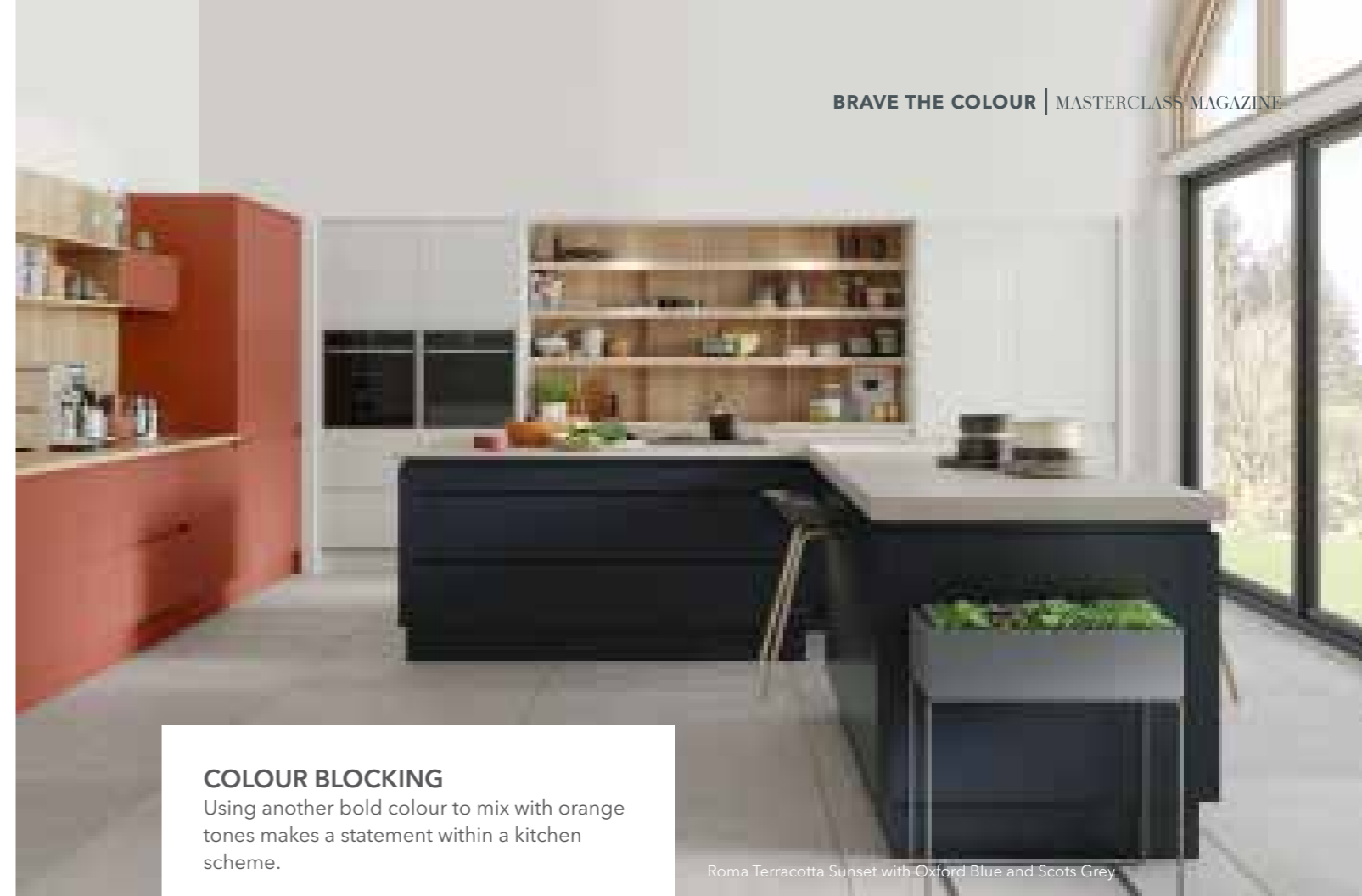
## TERRACOTTA SUNSET

### SUBTLE HUES

Orange doesn't have to be dramatic, it can be muted and offer a subtle warmth instead of taking over a scheme. Incorporate with natural woods and neutral tones to inject colour into a room. Terracotta Sunset releases a feeling of energy, excitement and warmth. Cleverly used, it can add an unexpectedly pleasing statement to the room that is the hub of the house.



H LINE . Hampton Terracotta Sunset with Mussel, Madoc Mayfield Oak and Messina Oak Handle Rail



### COLOUR BLOCKING

Using another bold colour to mix with orange tones makes a statement within a kitchen scheme.

Roma Terracotta Sunset with Oxford Blue and Scots Grey

Using a bold, bright colour is a perfect way to draw the eye to a specific design feature.



Carnegie Terracotta Sunset with Scots Grey



Roma Terracotta Sunset





AS SEEN IN

*essential*  
**KITCHEN**  
BATHROOM BEDROOM



# *Light* **entertainment**

Understated colour, texture and form created a bright and welcoming kitchen all year round in this new-build home.

Range: **Sherborne Windsor Blue** with **Light Grey** and **Portland Oak** cabinetry  
Photography: Paul Craig



**For the owners of this beautiful** kitchen, designing a new home was an exciting challenge. It also presented the ideal opportunity to create a dream space to suit their family and lifestyle. 'It took around a year to build our new home where we live now with our two children. Having a clear idea about what we wanted to achieve kept the design and build process running smoothly.' The owners wanted to keep their new kitchen contemporary, clean and functional. In order to channel a fresh and modern feel, the cabinet and surface colours were kept crisp and punchy. The Sherborne range in Light Grey and Windsor Blue was chosen with other subtle features that added layers to the scheme. Ergonomic storage was key for this kitchen design, with a dedicated pantry area for food and carefully crafted wine rack frees up worktop space and makes every surface feel calm.

#### **ROOM TO MOVE**

The owners love their pantry cupboard, which provides ample storage and allows for a separate 'coffee area' without overcrowding the worktops.



**SILVER STYLING**  
A palette of polished chrome, grey and clean whites create a beautiful base for this kitchen.



**Kitchen Profile**  
Sherborne painted wood grained doors in Windsor Blue and Light Grey with Portland Oak cabinetry. Hexagon bar handles and a Quartz worktop.





GET THE LOOK



GET THE LOOK

1. Sherborne Windsor Blue, Light Grey and Portland Oak cabinetry from Sigma 3 Kitchens | 2. Cutter 1-Light Cone Pendant Wayfair £49.99 | 3. Palladio Marble Herringbone Mosaic Ca'Pietra £14.76 per sheet | 4. Form Stainless Steel Bar Stool Danetti £159.00 | Chandler Antique Brass Wall Clock Artisanti £80.00 | Black Toast Large Handled Tin Tray Emma Bridgewater £33.00



# George & Becky's *DREAM KITCHEN*

We spoke to British & Irish Lion and Welsh International Rugby Star, George North and Double Olympic Silver Medal Cyclist, Becky North about their new dream kitchen.

RANGE H LINE SUTTON LIGHT GREY



*'We fell in love with the H Line range!  
Our designer gave us ideas that we hadn't  
thought of that truly added to the kitchen'*

It's not every day that you get the chance to meet a British & Irish Lion and Welsh Rugby International star and Double Olympic Silver Medal Cyclist, let alone help them to plan their dream new kitchen! We spoke to George and Becky to find out a bit more about their new space.

'When we bought our house, the kitchen that was installed was a Masterclass Kitchen and so we didn't hesitate in visiting them for our new kitchen project.'

'We fell in love with the H Line range and the super modern look that it could give us. We wanted sleek storage and so the Legrabox R-Design was perfect as it matched the modern aesthetic of the kitchen we had chosen. We have internal cutlery drawers under our hob and also a SpaceTower - it's brilliant for holding all our ingredients.'

'It was a must to have our beloved coffee machine installed and hooked up to the mains water. We're pretty serious about our coffee! Becky has the latte art down to a T. This was incorporated perfectly into the design.'

'We can't speak highly enough about the service we have had. From the moment we walked into the Sigma 3 showroom to the final handover, everything has been amazing. We certainly won't hesitate to recommend to our friends and family. When the time comes for another kitchen, we know where we'll be going! So, a big thank you from Becky and myself.'



**THE PERFECT SPACE**  
A space for cooking, making their favourite coffee, dining and entertaining



**EVERYONE'S WELCOME**  
The kitchen is also loved by  
Dachshund's Darcey and Lola

# *Designer* **Kitchen**

RANGE LUMINA LIGHT GREY WITH GRAPHITE



**‘They wanted a large family-friendly space they could enjoy with their grown-up children and grandchildren.’**



**Michelle Ford**, Design Consultant at Culverhouse Cross, tells us how Mr & Mrs Silcox removed walls and added a large extension to their house to create a sociable kitchen that was ideal for family entertaining.

**‘We decided on ‘two-tone’ cabinetry as the room is enormous and the island became a feature’**



**When Mr & Mrs Silcox approached Michelle, almost ten years after designing their utility room, Michelle knew their kitchen was going to be a special one.**

'They knocked the old kitchen through into the dining room and extended at the rear to create a big L-shaped space with large bi-fold doors leading to the garden.'

'The couple wanted a contemporary look with a linear design in tones of grey. A palette that is echoed through adjoining hall and living space. The customers have a total of 24 drawers in their design to ensure space is maximised. They chose Legrabox R-Design to really keep the modern, linear theme going throughout the entire design. The inside of your cabinet can be just as beautiful as the outside.'

The emphasis on horizontal lines gives this kitchen a calm and contemporary feel. Michelle tells us her key advice for anyone creating a similar design. 'Separate dining rooms are definitely a thing of the past - I highly recommend knocking through to open up your space.'





# How To Choose The *perfect* Kitchen Style

How do you find the right kitchen to suit your needs? You may lead a busy lifestyle with a young family or, alternatively, you may find solace in having a peaceful, calm kitchen and living space. We have put together some key questions to ask yourselves before beginning your brand new kitchen journey.



## About your property

With the increase in popularity of open plan living, people are opting for extensions or remodelling before undertaking their kitchen journey. Here are a few points to meet the criteria of Permitted Development rights, you can get further advice from your local planning office:

- The extension must not use more than half the area of the land around the original house and other buildings
- It can't be higher than the highest part of the roof
- A single storey extension can't be more than 4 metres high
- A two-storey extension can't extend more than 3 metres beyond the rear wall of the original house
- Side extensions must be single storey, with a maximum height of 4 metres and a width no more than half the width of your house
- The materials used must be similar to those used on your existing house

It is also vital to consider some of the more practical points, such as:

**Would plumbing or electrics need to be moved?**

**If the kitchen is going to be an open plan, multi functional space, then have you considered a utility room to house some of the noisy appliances, such as a washing machine and tumble dryer?**

SPACETOWER



## About your space

It is really important to consider how you want your kitchen space to be used and draw up a list of all the activities that are likely to take place. Think about how you currently use your kitchen:

**What are your current likes and dislikes about your kitchen?**

**How do you visualise your new kitchen working for you?**

**Will the space be purely for practical tasks, such as cooking, or is it likely to be a place where friends and family can gather together too?**

**Will you require seating in your kitchen? (Whether it is on an island or would you require a dining table)**

**Consider layout options, such as: Will you have a U/L shaped layout?**

**Do you want an island? (If you are short on floor space then consider a peninsular)**

MAGNASPACE



## About your style

Choosing a kitchen to suit your style and lifestyle is a decision not to be taken lightly. With over 270 different door options and 40 colours, there is always an option to accommodate any taste.

**Do you want to achieve a Modern or Classic look?**

**Have you thought about a colour scheme? Do you want to incorporate a bold door colour?**

**Do you want to mix and match door finishes and colours?**

**Are you likely to include statement splashbacks, walls or tiles in your scheme? This could determine a door colour or finish you may have already chosen.**

**Do you want to include clever storage features from 'The Signature Collection'?**

**Does your colour scheme need to flow from kitchen to living space?**

**Have you considered freestanding furniture from 'The Living Collection' to transition between kitchen and living spaces?**



## The next steps

Once you have taken the time to consider the questions in this section, it would be a great idea to visit your nearest Masterclass Kitchens Platinum Partner to discuss your project further. They have a wealth of knowledge and may be able to help you with some of the more difficult questions you have come across.

To book your free design appointment with your nearest retailer, visit [masterclasskitchens.co.uk/design-visit](https://www.masterclasskitchens.co.uk/design-visit) and start your journey to your perfect kitchen today.



OUR CUSTOMERS LOVE US!



TRUSTSCORE 4.9 OUT OF 5



### A stunningly brilliant kitchen

Chris's Review

"We are very pleased with the entire Sigma 3 experience. Everyone has been incredibly helpful, right through from Beth, the designer, Edward the surveyor, and Peter, the installer. The finished job is everything we hoped for and we would heartily recommend this company to anyone considering a new kitchen."



### Delighted with our Sigma 3 Kitchen

Leigh's Review

"Delighted with our Sigma Kitchen and all of the support and reassurance we had through our project. We would highly recommend, friendly, and know what they are doing."



### Happy just sitting in my new Sigma 3 kitchen

Deborah's Review

"I spend a lot of time in my kitchen so wanted to finally have it the way I wanted. I chose Sigma 3 Kitchens through personal recommendations from a number of my neighbours who have updated or refreshed their kitchens over the years.

The quality of the products and the services provided were the most professional I have ever known. The Designer, Project Manager, Building team and Kitchen fitters worked together like clockwork and I have a space that makes me very happy.

The after care customer service is second to none. I wouldn't hesitate to recommend them to anyone."



### Great service from start to finish

Ms Whittaker's Review

"Great service from start to finish. We have the kitchen we wanted!"



### Outstanding kitchen and customer service

Rhian's Review

"I highly recommend Sigma 3. I am absolutely delighted with the service we received from Sigma 3. The level of customer service we received from Alice Vaatstra our kitchen designer was outstanding which is reflected in the fabulous look and feel of the kitchen. I smile every time I am in the kitchen and feel as though we should be featured in a magazine!!!

Alice listened to our ideas and lifestyle needs throughout the process, sharing suggestions and amendments along the way. We were undertaking a complete re-build of our home, the design, delivery and kitchen fit team also worked seamlessly with our building team. Thanks all from a very very happy customer!"



### We cannot praise Sigma 3 enough

LindaB's Review



# GET THE

# H LINE

# LOOK

H Line is an ultra minimal, clean lined mix of gloss, textured and super smooth finishes, all blended together with a true handleless programme of furniture.



**MIX OR MATCH YOUR SCHEME**

Create the ultimate design statement by mixing and matching two or more completely different textures and tones.

**AVAILABLE RANGES**

- Hampton
- Lumina
- Madoc
- Sutton
- Larna
- Deco



H LINE . Lumina Mussel with Madoc Terra



H LINE . Spring Meadow Handle Rail with Madoc Border Oak



H LINE . Lumina Light Grey with Deco Scotia Grey



H LINE . Sutton Dust Grey with Madoc Border Oak



H LINE . Sutton Inkwell with Farrington Grey

**HANDLE RAIL PERSONALISATION**

Add another dimension to your kitchen by using one of our 30 handle rail colour choices to match or contrast your design.



H LINE . Graphite Handle Rail with Madoc Portland Oak and Sutton Scots Grey



H LINE . Oxford Blue Handle Rail with Hampton Oxford Blue



H LINE . Aluminium Handle Rail with Larna Graphite



H LINE . Messina Oak Handle Rail with Hampton Mussel

The Signature Collection

LINEA

LINEAPLUS

LINEA & LINEAPLUS DESIGN STATEMENT

Linea wall and base cabinets available up to 2 meters wide and Linea Plus drawers available 650mm deep.



H LINE . Sutton Inkwell with LineaPlus Legrabox R-Design drawers featuring internal cutlery trays



Linea Wall units



H LINE . Sutton Scots Grey Linea Drawers

EASILY ACCESSIBLE

Double doored cabinets are supplied without a centre post for ease of access and maximum storage.



H LINE . Hampton Oxford Blue with Madoc Mayfield Oak



H LINE . Hampton Scots Grey

18 DIFFERENT BASE CABINET WIDTH OPTIONS

Choose from 18 different base cabinet widths and 3 depths including our Linea and LineaPlus drawers.



H LINE . Sutton Dust Grey with Madoc Chalkwood

FIVE DIFFERENT WALL CABINET HEIGHTS

Wall cabinets are available in 5 heights from 322mm to 920mm allowing freedom of design.



H LINE . Sutton Scots Grey with Madoc Portland Oak



LINEA

H LINE . Sutton Inkwell with Linea Wall Units



H LINE . Hampton Highland Stone



**Why you should choose Sigma 3**

Jo's Review

"Our new Sigma 3 kitchen was recently installed and we are absolutely delighted, not only with the final product, but with the whole process. Martyn Harris is a great designer and came up with lots of interesting ideas, and combined with his outstanding knowledge and experience in the field, we have a superb kitchen and snug with built in seating. It's clear that at Sigma 3, everyone aims for the highest standards, and

we were impressed at the care that our fitter, Denver, took to ensure everything was perfect. It's rare in my experience to come across a company that doesn't just talk about customer care, but they prove it at every stage of the process. Nothing was too much trouble, and no concern too small to be addressed. Just outstanding!"



**Nothing Less than First-Class**

Mr & Mrs Hay's Review

"A big thank you to Sigma 3 staff at the Cardiff Colchester Avenue office, for transforming our kitchen and conservatory from two separate rooms into one fabulous open plan living area. The difference is truly amazing. The white high gloss units combined with the grey wood panels and shelving looks superb.

We are indebted to Lisa, for designing the new kitchen and for her expert eye for detail, Chris the fitter for putting the units and appliances in place, and Jamie the Installation Manager for co-ordinating the different stages. They were brilliant.

Whilst the quality of the product speaks for itself, Sigma 3 provide a very professional and friendly personal service. This is a company that really cares and takes great pride in everything they do.

We would not hesitate in recommending Sigma 3."



**Great experience from start to finish**

Lisa's Review



**Excellent**

G. Lissenberg's Review

"Designers Listen to your needs, excellent service, great quality kitchen."



**Amazing service from a great team**

Les's Review

"Amazing service from a great team and we now have our fantastic Kitchen. From design stage (Inspirational layout) to building work, tiling, fitting and decorating and all the follow up queries and questions we had. Thank you all at Sigma 3 Newport"



**From the initial meeting to completion**

Mr & Mrs C - Sussex's Review

"Superb in every way! From the initial meeting to completion of the job we have been impressed by the service, knowledge and helpfulness of all of the staff. I could not rate this company highly enough."

# Get *the* Classic Look

If a classic painted kitchen is what you desire, then our timeless quintessential British ranges will help ignite this dream.



Ashbourne Light Grey with Dust Grey



Marlborough Light Grey with Dust Grey

## 1 Painted Grey Tones

Create a look that's very of the moment using Grey tones, our mix of Light Grey and Dust Grey is a sure fire winner.



Shelford Highland Stone and Portland Oak

## 2 Warming Wood

The addition of wood tones into your kitchen scheme will bring a warm, rustic and classic feel with a handmade edge.



Alcove Shelving



Hardwick Oxford Blue and Portland Oak



Hardwick Oxford Blue with Farringdon Grey

### 3 Mix & Match Styling

Sometimes you may wish to use a bright and bold colour in your kitchen scheme. One of the best ways to do this is to mix and match with one of our neutral base colours to create a harmonious feel. Depending on whether you want a warm or cool colour palette, some of our favourites include, Mulberry and Graphite, Oxford Blue and Farringdon Grey and Coastal Mist and Scots Grey.



Marlborough Hunter Green with Farringdon Grey



Ashbourne Mulberry with Graphite



Solva Coastal Mist with Scots Grey



Hardwick Mulberry with Light Grey



MagnaSpace in Portland Oak

**MAGNASPACE** A storage system that is strong, versatile and flexible. MagnaSpace will carry vastly more weight than alternative wirework systems and suit the needs of the most demanding of spaces.

### 4 Signature Storage Essentials

The Signature Collection ensures you get the very best from your kitchen design. Each piece has been carefully designed to ensure all your organisational needs can be met, there really is something for everyone.

#### The Signature Collection



MagnaSpace in Tuscan Walnut

**The Hathaway** A quintessential storage feature that can be personalised to your needs. If you're a keen cook and want your pantry perfectly organised, this is the storage feature for you!



The Hathaway in Tuscan Walnut



The Lansbury in Portland Oak



The Lansbury in Tuscan Walnut

#### The Lansbury

The pantry is a beloved feature within the kitchen that takes us all back in time, therefore it's no surprise that The Lansbury has become such an iconic storage feature. This corner pantry allows you to keep your food and cookware in one place and within easy reach. Available in 11 cabinet colour options to give you even more choice.

## Neff MasterPartner®

We understand that the kitchen is the heart of every home, a place to meet, eat and get creative. Therefore, we can offer efficient, high quality products that meet the demands of every lifestyle.


As a Neff MasterPartner® you will benefit from exclusive Neff promotions, live cooking demonstrations, a premium display of Neff appliances and staff that have been fully trained on all Neff appliances to offer you the best possible service.



Ovens, Compact & Combi Ovens

Hobs

Steam Ovens & Compact Steam Ovens



Tuscan Walnut Drawer with Internal Cutlery Tray



Portland Oak Drawer with Internal Cutlery Tray

## 5 Beauty Is More Than Skin Deep

Create a wonderfully bespoke look with our stunning Portland Oak or Tuscan Walnut drawers. You can accessorise with internal cutlery trays and combination utensil drawers.



SPACETOWER

Portland Oak SpaceTower



Combination Utensil Drawer in Tuscan Walnut

Warming Drawers

Fridge/Freezers

Dishwashers



Extractor Hoods

Laundry

Built-In Coffee Machines



## 6 Open Storage

This is a perfect way to house your favourite trinkets, ornaments and accessories or house your favourite recipe books so they are always within reaching distance. The possibilities are endless.



Island Open Box Shelving



Island Open Shelving

# FOOD DRINK

Expecting friends this weekend and unsure what to cook? Well, we've got a superb, yet simple menu for you to try that will leave guests really impressed. What more could you want?!

## Beetroot AND POTATO SALAD



SERVES 4

### Ingredients

- 900g potatoes, washed and cut into bite-sized chunks
- 2 tbsp olive oil
- 4 medium beetroots
- 1 shallot
- 40g mayonnaise
- 1 tsp apple cider vinegar
- 1 tsp Dijon mustard
- Dill to garnish

### Method

1. Place the potatoes into a large saucepan. Cover with salted water and cook on medium until just tender - around 15/20 minutes. Drain and sprinkle 1 tbsp of olive oil and toss to cover. Set aside.
2. Cook the beetroots over a medium heat for 45-60 minutes, or until fork tender. Drain and let them cool slightly. Peel and cut into medium to thick chunks. While still warm, sprinkle with 1 tbsp of olive oil and toss to cover. Set aside.
3. Mix the potatoes, beetroots and shallot in a large bowl.
4. In a small bowl, whisk the mayonnaise, vinegar, mustard and dill. Toss with the vegetables. Taste and adjust salt if necessary. Serve and enjoy.



# GNOCCHI

WITH

# MUSHROOM &

*Blue Cheese*

SERVES 4

### Ingredients

- 2 x 400g packs of fresh gnocchi
- 1 tbsp of olive oil
- knob of butter
- 1 large onion, roughly chopped
- 500g Portobello mushrooms, sliced
- 2 large garlic cloves, chopped
- 150g pack of creamy blue cheese
- small pack of parsley, chopped

### Method

1. Bring a large pan of water to the boil and cook the gnocchi according to the pack instructions. They are ready when they float to the top. Drain and set aside.
2. In the meantime, heat the oil and butter in a large frying pan. Add the chopped onion and mushrooms, cook for 1 minute over a high heat, then turn down to medium and put the lid on. Cook for 5 minutes, stirring a few times.
3. Remove the lid and add the garlic, cook for 1-2 minutes, then stir the gnocchi back into the pan. Scatter over the chunks of blue cheese and the parsley.





# SWEET POTATO POTATO Brownies


MAKES 8

## Ingredients

- 450g sweet potato
- 75g raw almonds
- 60g oats
- 10 tbsp cocoa or cacao powder
- 6 tbsp coconut or cane sugar

## Method

1. Peel the sweet potatoes and chop them. Steam or boil until soft (roughly 25 minutes)
2. Preheat the oven to 180°C
3. Place the almonds in a food processor and blend until they have made a flour
4. Add the oats and blend again
5. Once the sweet potatoes are cold, add them to the food processor along with the rest of the ingredients and blend one more time
6. Place the batter into a baking dish and bake for 25-30 minutes.
7. Cut the brownies into squares once they have cooled slightly, serve and enjoy!



**Made any of our recipes?**

Tag us @masterclasskitchens on Instagram and show us your baking skills!



# THE Classic MOJITO

*"Irresistibly fresh and punchy"*

SERVES 1

## Ingredients

- 2/3 cups of Cuban white rum
- 1/2 cup of fresh lime juice
- 22 mint leaves
- 4 tsp white cane sugar
- Ice cubes as necessary
- Soda water

## Method

1. Grind the mint leaves with the sugar and lime juice and pour into a glass
2. Add a splash of soda and pour the ice into the blender
3. Crush ice to the desired consistency
4. Pour the crushed ice into the glass. Pour the rum and top with more soda
5. Decorate with mint leaves and slices of lime

# The perfect Home Bar

Choose a beautiful drinks cabinet, such as The Connery, or opt for open shelving and wine racks to house your favourite tipples. Serve your drinks in style from a dedicated space, find your favourite below and let the celebrations commence!



The  
Connery

The Connery in Tuscan Walnut

## The Signature Collection

### GET SET FOR COCKTAILS

The Connery is a beautiful cocktail cabinet that will add luxury and glamour to any scheme. If your home is often the social destination for family and friends, then this iconic piece of furniture must be included within your new kitchen design.



The Connery in Portland Oak



The Connery in Tuscan Walnut with Anthracite Linen

**SUITS EVERY SCHEME**

The Connery works perfectly if you're opting for open plan living and this statement piece blends seamlessly from kitchen to living space.

**WORK YOUR KITCHEN HARDER**

Give your kitchen the ability to work in several ways. By day, meal preparation; by night, a beautiful bar! Open shelving and wine racks allow you to showcase your favourite bottles, glasses and ornaments. This means the bar is always going to be open!



Ashbourne Light Grey with Portland Oak glass cabinetry



Shelford Graphite with Tuscan Walnut open shelving

**EXPECT THE UNEXPECTED**

Conceal your bar away in a kitchen cupboard and wow your friends by unveiling your pride and joy. Showcase beautiful glassware in glass cupboards or glass racks for an eye pleasing design.



Shelford Graphite with Tuscan Walnut open shelving

# Beautiful *real* Kitchens

Our stunning real kitchens speak for themselves. They are designed and installed by our wonderful kitchen showrooms. Here are just a few...

Visit [sigma3.co.uk/realkitchens](http://sigma3.co.uk/realkitchens) to see more.



(2)



(4)



(5)



(1)



(3)

**1. H Line Sutton Graphite**  
Designed by Beth Thomas in Cardiff West

**2. H Line Hampton Lava**  
Designed by Martyn Harris in Cardiff West

**3. Malvern Nutmeg**  
Designed by Barbora Brnak in Abergavenny

**4. H Line Sutton Dust Grey**  
Designed by Lisa Foggan in Cardiff East

**5. Ashbourne Highland Stone, Biscuit and Olive**  
Designed by Olly Howard in Esher

**6. (Opposite page)**  
**H Line Lumina White with Sutton Inkwell**  
Designed by Susan McCutcheon in Esher



(6)



(7)



(8)



(9)



(10)



(11)



(12)



(13)

**7. (Opposite page)**

**Hardwick Graphite**

Designed by Martyn Harris in Cardiff West

**8. Hardwick Oxford Blue and White**

Designed by Michelle Ford in Cardiff West

**9. Shelford Light Grey and Dust Grey**

Designed by Dave Davies in Newport

**10. Wimbourne Graphite with Light Grey**

Designed by Shannon Davies in Swansea

**11. Madoc Tuscan Walnut and Larna Stone Grey**

Designed by Neil Wadsworth in Warton

**12. Ashbourne Scots Grey and Wisteria**

Designed by in Worthing

**13. Hampton Powder Blue**

Designed by Lisa Foggan in Cardiff East



## VISIT ONE OF OUR SIGMA 3 SHOWROOMS

**Abergavenny Showroom**  
01873 850911

**Cardiff (East) Showroom**  
02920 485888

**Cardiff (West) Showroom**  
02920 593969

**Esher Showroom**  
01372 467464

**Newport Showroom**  
01633 252187

**Swansea Showroom**  
01792 790088

**Warton (Preston) Showroom**  
01772 631316

**Worthing Showroom**  
01903 201901

Visit [sigma3.co.uk](https://www.sigma3.co.uk) to book a design appointment and meet a designer, book a home measure or order a brochure.

We can't wait to help you find your dream!