

The logo for Sigma3, featuring the brand name in white lowercase letters on a red rectangular background.

**sigma3**

kitchens  
bedrooms  
home office

2019 Bedroom & Office Collection





# We are... Bedrooms

it's time to be more adventurous

Ever thought that you need to be more adventurous in the bedroom, or maybe the office? This might be a tongue in cheek question but, today, more than ever, choice and originality are high on the agenda when it comes to choosing your bedroom or office furniture.

That's why, at Sigma 3, we have developed a unique range of designs, from cutting-edge styling to traditional oak veneer finishes.

Whatever your preference, we have a solution. Our latest and most contemporary furniture provides dramatic, clean-line styling heavily influenced by continental trends. If you prefer subtle, timeless designs, we offer a range of understated classics that will not date.

And if you love grandeur and opulence, our intricately finished veneered ranges are the perfect choice.

When it comes to combining practicality with style, we are second to none. Enhance and personalise your furniture by selecting from many carefully chosen options and accessories.

Space is not an issue. We specialise in making the best use of even the most unusually shaped rooms, and provide a range of ingenious solutions to give you maximum storage capacity.

Our new wardrobe styles offer over 1,000 colour and design combinations and we now use soft-close drawers on every range.

## Why choose **Fitted?**

Bedrooms come in all shapes and sizes - often with distinguishing features. Chimney breasts, sloping ceilings and uneven walls add character, but they can also cost you valuable storage space. We will redefine the living space for you,

working with the room's features to realise its true potential. Wall to wall, floor to ceiling, our individually designed fitted furniture transforms even the most irregular bedroom.



Complete alcove storage.



Slopes no problem!



Wall to wall floor to ceiling storage.



Deep drawers.





*Designers tip*

*Continuous skirting completes the fitted look.*





Large storage drawers can also double up as a window seat. Choose from our range of fabrics and add an upholstered seat pad to complete the look.



Milan, with its smooth saponetta edges takes on a totally different look in Light Cherry. Consider adding mirror or opaque glazed doors.

# Milan White Avola

Inspired by its namesake, Milan's refined Italian styling creates a light and relaxing environment. Its light and soft White Avola finish and curved contours give a sophisticated twist on contemporary design.



Handles are colour dependent in this range.



# Milan

## Light Grey

Minimal and timeless with its subtly rounded door design and delicate fluting Milan exudes sophistication and style. Finished here in soft light grey and available in a palette of ten colours.



Pull out tea trays are a standard on all of our bedside units.



Choose a full carcase interior to maximise storage space. Shown here with full length, double hanging rails and slide out shoe racks.



Designers tip

Diversity of storage is important in any bedroom. Take advantage of multiple draw heights and widths to create and style.



Handles are colour dependent in this range.



# Prima Curved Odessa Oak

Subtle detailing with a choice of ten finishes, Prima is beautifully simple, yet elegant and versatile. Prima Curved softens any room while the mirrored doors shown here will make any bedroom feel bigger and lighter, transforming it into a place where you will want to relax, unwind and enjoy.



Bedside chest with pull out tea tray.




Dressing table with knee space drawer.



Personalise your room with a padded headboard in one of our designer fabrics.



This image shows an upgrade to the standard handle. Please ask your retailer about handle choices.







Make the most of restricted spaces with this narrow bedside cupboard.



# Prima Square

## Light Cherry

Don't like curves? Consider Prima Square. Sharper, cleaner and timeless in design, this is truly a classic alternative. Angled ceilings present no problems, as with all our designs, this is a range that maximises the use of space to great effect.







Designers tip

If drawer storage is important consider this Linen Press robe. The drawers in this unit are full depth and offer improved storage over conventional drawers.



Mirrors and reflections can brighten a room. Solo uses "edge to edge" full mirror doors. Simple and effective.



Sloping ceilings and cramped corners present no problem.

## Solo Aragon Oak

Simple, uncluttered and timeless are all words that can be used to describe Solo. It's clean and versatile slab door is available in ten colour options. The look is completed with a heavy brushed steel handle. All of our robe doors can be specifically tailored to any sloping ceiling. This lends a bespoke feel to the bedroom and allows for maximum storage.







This image shows an upgrade to the standard handle. Please ask your retailer about handle choices.



# Kingsbury

## White Ash

Uncluttered and refreshingly restrained, this range works on the 'less is more' principle of Shaker design. Kingsbury, available in ten colour options, provides an understated classical look to any bedroom design. Whether you are looking for a traditional feel or a contemporary twist, Kingsbury has the answer.



This photo illustrates Kingsbury fitted with its standard handle.



Consider the huge hotel style headboard on the left. This look has been achieved by mounting two padded headboards together. This is then reflected in the window seat pad opposite.



Window seat drawers add that finishing touch.





# Harewood

## Gardenia

The understated, natural style of Harewood will give your room an open, spacious feel. This popular design and its timeless appearance has broad appeal.

The double sculpted panel design and waterfall edged tops combine to make this range the epitome of grace and sophistication. The main room shown is in Gardenia and the overall effect is bright, light and airy.



A forty five degree corner wardrobe with its curved hanging rail makes fantastic use of the available space and provides a huge amount of storage.







Lustro comes with colour co-ordinating tab handles. These are in White, Cashmere or Cream. However you could request a Walnut Tab if you wish.



## Lustro White

Clean, fresh and modern - If you like airy and bright simplicity, Lustro shines through. High sheen slab doors are complimented with matching cabinetry and accessories.

Available in Frost White, Cream Gloss and Cashmere, the doors and drawers are completed with stylish tab handles.







Upholstered pads are combined to create a stylish and modern wall mounted headboard.



Two drawer chests combined with a four drawer chest are used here to create a sleek and stylish home for a television.

## Sienna White

Smooth, subtle and seriously stylish, Sienna fuses two of our most popular ranges, Milan and Solo for chic, contemporary appeal. Cool, understated tones keep the look streamlined and fresh while our full carcass storage solution offers endless interior possibilities to suit your exact needs. Available in ten sumptuous tones from earthy Rural Oak to soft White Ash.



The photographs on this page show the range designed as 'Push to open' with no handles. This feature is an upgrade and is design dependent. Please ask your retailer for details.





Our knee space drawers complete any dressing table. These slimline sectioned drawers are great for jewellery, perfume and trinkets. Here we have gone a step further and positioned two side by side to greater effect, allowing space for larger items such as this upholstered ottoman.



## Sienna Rural Oak

Fresh, stripped down and with a nod to the ever-popular Nordic trend, Sienna Rural Oak is calm and serene. You can continue this theme with cool highlight fabrics from the Hepplewhite collection for headboards and stools. Sienna offers a canvas you can texture and layer upon to complete the look. The Sienna door is completed with a slimline edge handle.








This bedside cupboard provides a clever alternative to drawers whilst making the most of the space available.



With its mirrored doors, plain crisp white finish and traditional iron handle, this dressing room hides an abundance of clever storage solutions.

# Bosworth *White Avola*

Bosworth is a classic English bedroom design that would grace any home. Shown here in textured White Avola this natural 'washed look' creates a calming and neutral environment, perfect for relaxing. Bosworth is available in ten finishes and is complimented with an iron handle.







*Moda*  
principle




Let us introduce the **Moda** principle


Moda takes bedroom design to another level. If you have a passion for combining colours and finishes then Moda is for you. The ability to combine three textured carcass finishes with eleven stunning fascia finishes and colours will allow you to create a look that is totally yours. Curved doors and split finish robe doors add further possibilities. The Moda experience is a unique one. Indulge yourself, the possibilities are almost endless.

*Design Cues*


**Frame finish**




**Fascia colour**




**Gloss**



**Matt**



**Mirror**





# Moda

## Dark Pine and Silver Mirror

This Dark Pine room is taken to another level by the inclusion of split finish mirror doors. The look is sharp and contemporary. The use of mirrors in the drawer units adds another element to a room that exudes quality.



Oversized wall mounted headboard.




Counter balanced hanging rail and pull out trouser rail and shoe rack.



### Frame finish



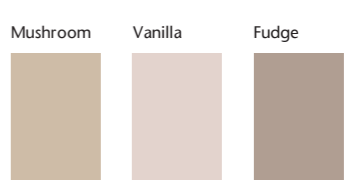
### Fascia colour



### Gloss



### Matt





# Moda

## Light Pine and Fudge Gloss

Light Pine allows for more creativity with wall colours and wallpaper. It's a lighter and more relaxed bedroom. In this room we have used a mixture of split panel robe doors. Look carefully and you can see we have taken the design principal on the doors and replicated a similar look on the drawers. Moda allows you to make these choices. It makes for truly individual bedrooms.



Runs of furniture can be softened with the addition of curved doors. They stylishly provide ample storage space.




By simply changing colours you can give any room a really different feel.




Notice the slight step in depth on the units opposite the bed.

### Frame finish




### Fascia colour



### Gloss



### Matt







Indulge in the  
*Luxury*




## **Real wood** *Veneer*

Nothing can beat the natural warmth, texture and colouring of wood. That's why when we created our collection of real wood veneer bedrooms and home offices, it was important not only to remain true to the materials used, but also to ensure that each piece was a tribute to the skill of our craftsmen.

Our real wood veneers are individually hand selected to make sure that they are the best possible. All doors and drawer fronts are hand assembled and stained to ensure a high degree of colour match throughout the room. However, there are always individual variations in both colour and grain.

We believe that the chosen finish should always compliment the design. From the golden tones of Natural Light Oak to a richer looking Chocolate Oak there are four very different looks to choose from.



Veneer

When you see this icon you will know this range is made from real wood veneer





# Albany

## Light Oak

Hand-finished to enhance the natural grain, Albany brings a delicate and light touch to your bedroom. The effect is soft and soothing. The Albany range works well with even the most awkwardly shaped bedroom. Its calming tones exude a warm elegance.

Equally suited to both modern and traditional homes, Albany marries neutral toning with the quality you would expect from a real wood veneer.

*Designers tip*

The look is completed by 52mm profiled worktops.



The addition of pilasters to any unit, make a bold statement.

It's all in the detail. Give your room a modern edge with this brushed steel handle, or consider a more traditional pewter knob.







*These edge to edge mirror doors can be used to dramatic effect.*



Complimenting handles play an important part in completing the look of any bedroom.



## Linear Light Oak Veneer

This uncomplicated and un-fussy range really highlights the natural beauty of veneer and impresses with its clean lines. Complete the look with long bar handles and striking edge to edge mirrors.







*Hand - Painted*



## ***Hand-Painted***

Painting brings a touch of traditional style and is in a class of its own. Each piece is finished by hand to emphasise detail and create something that is truly elegant. Our Milton range has a light wood grain finish. It brings the classic styling of a shaker door and modernises it with a colour palette that would suit any room from a boutique hotel to a house in the Cotswolds.



Painted





# Milton

## Dove Grey

Milton is a sophisticated painted classic. An elegant and timeless shaker style door painted in soft satin over the light woodgrain, Milton is available in nine colours. Optional mirror doors can be used to add another element of class.



Rich Praline



Satin nickel knobs



### Colours

White	Ivory	Stone	Light Praline	Rich Praline	Mussel	Dust Grey	Pebble Grey	Dove Grey





Milton Ivory

# Milton

## Dust Grey

Milton is exceedingly versatile. Its light wood grained texture and distinctive look will sit comfortably in so many homes, beautifully transforming any room into a relaxing and stylish sanctuary.



Painted

### Colours





# Sliding Wardrobes



## Sliding Doors

A stylish alternative to traditional built in wardrobes. Sliding doors allow you to have a wardrobe wherever you wish, even in a room with very little space.

Designed to provide a modern storage system, sliding doors are remarkably flexible.


## Versatile, yet elegantly simple

Our collection of sliding doors is available in three stunning designs, in a range of finishes and widths giving you the flexibility to add your own personal touch. Built to the highest standards, from the top quality finish to the smooth running of the sliding doors and the clever soft close mechanisms.

## Panorama Door



1 Panel



3 Panel




3 Panel Slim


### Wood Grain




### Glass Finish




### Matt Finishes



### High Sheen Finish



### Mirror Finish





# ***Panorama***

## *One Panel Simplicity*

Choose a one panel option and you can keep it simple, yet ultra stylish, with the same finish across the run. Create the feeling of light and space using mirrored or glass finishes or combine different finishes on the same run to make a bold statement.





The Avola White sliding doors with Truffle Glass inserts make maximum use of floor space.



A classic monotone bedroom. White frame and doors with Vanilla Matt insert. Then complimented with Milan white low units and dressing table.



Cool, crisp white. The perfect palette that allows you to personalise your room with vibrant splashes of colour, or go for the classic minimalist look.



## **Panorama** Three Panel Elegance

With each door divided into three panels, there is an opportunity to combine finishes and materials. Fudge Matt is combined here with Odessa Oak and surround to provide a cool and neutral bedroom.



*Each sliding door wardrobe is completed with a matching or contrasting surround-the choice is yours.*



# Panorama

## Three Panel Slim

Dark Pine & Light Pine

The Three Panel Slim finish is perfect for those looking for something a little more understated. The narrower center section makes the doors seem wider. The larger top and bottom panels enable a stronger use of colour. The slimmer center panel then used a simple highlight.



Light Pine and Grey Mirror





# Sliding Wardrobes




## Moda, Milton & Veneer Sliding Doors




### Moda door finishes


#### Frame finish



#### Gloss




#### Mirror



### Milton colours - painted



### Veneer colours







Sliding White



Satin nickel handles

# Milton Sliding

Milton sliding doors are simply stunning. Available in nine painted finishes, the soft closing doors are heavy and whisper quiet. The use of satin nickel handle inserts and the ability to choose from a full range of co-ordinating low units completes the look. Milton is calmness and tranquillity personified.



### Colours





# Moda Sliding

## Light Pine & Silver Mirror

Moda sliding doors are simply stunning. Doors and frame can be chosen from the three frame finishes, you can then choose one of the eleven fascias for the centre panel. Blend your choices seamlessly throughout the rest of the room. Moda doors slide effortlessly and are fitted with soft close as standard. A versatile range of interior options is available in two finishes. Let Moda transform your bedroom.



If mirrors are not your thing why not try Vanilla Matt or Gloss. Note how the vanilla is picked out in some of the drawer fronts. How much or how little you do is up to you.

### Frame finish




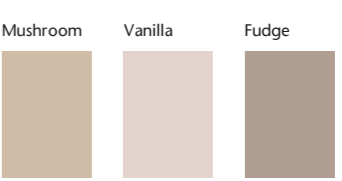
### Fascia colour



### Gloss



### Matt








## **Real Wood Veneer** Sliding

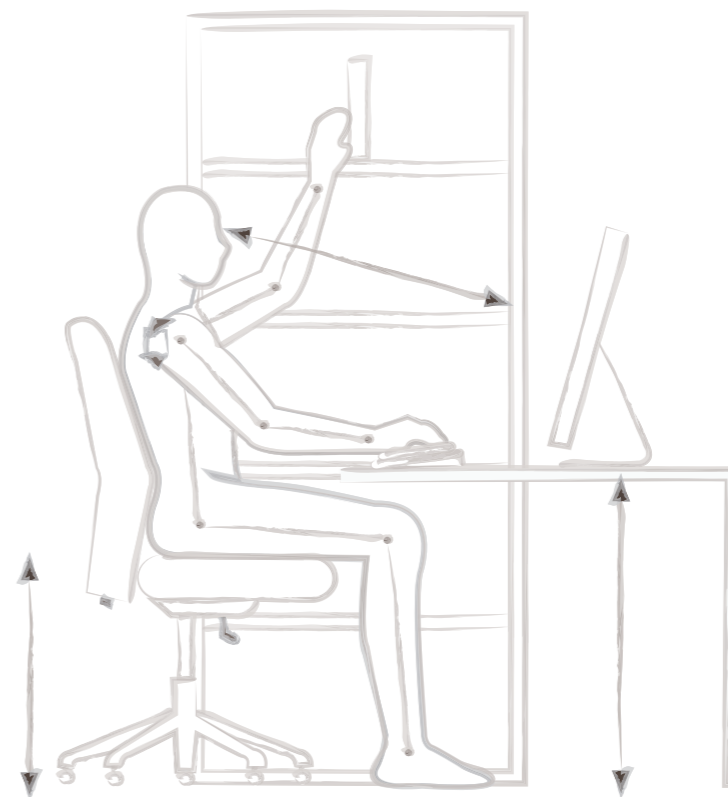
Sliding real oak veneer doors are a rare thing indeed. Whether you like the golden tones of Natural Oak or Sand Oak or the darker hues of a Chocolate or Espresso stain these chunky full panel sliding doors are something really special.







Home offices  
*designed*  
with you in mind



## *Individually designed and intelligently fitted*

### **Ergonomically designed**

From unit height to worktop depth and from monitor position to storage reach, every item is designed with your comfort and well-being in mind. Our attitude is simple. Why should you compromise just because your office is at home?

### **Intelligently planned**

Your new workspace should take into consideration all factors. From file storage and stationary levels to IT equipment and printers, each office should be unique to both you and your work.

### **Build quality**

Each element of your home office will be specified to a very high standard. In particular, the filing drawers have been designed to a load capacity of 50kg; catering for all your storage and filing requirements. As you would expect, all doors and drawers are soft closing as standard.



# Milton Office

Light Praline with  
Dark Pine top

Working from home allows you to perform that fine balancing act between business and family life. You want to create a working environment that suits the rest of the property and a space other family members may also want to use. Its not just about a desk and shelves its a workspace that suits your profession and has been designed with you, your house and family in mind.

Milton office is available in five painted finishes. The soft satin feel and simple shaker style door offer a look that is timeless. The 35mm thick Dark Pine coloured work surface is durable and a standard feature of the range. Milton is as much at home in the corner of a lounge as it is under the stairs or in a specific home office.

**Colours**



**Work surface finish**





# Moda Office

## Mid-Walnut & Vanilla High Sheen

The Moda Principal is carried through to our Moda Home office range. This office is designed to compliment any room in the house and need not be confined to a single room. Office design is all about how you work and who will be using the office. The range incorporates all our standard office solutions such as file drawers, pen trays and shelving systems. In this office we have featured our cube wall units, you can then go on to use optional 'push latch' doors for effect.



Light Pine with Vanilla Matt



Dark Pine with Light Pine doors



**Frame finish**




**Fascia colour**



**Gloss**



**Matt**







White with Plum Gloss fronts.



White with Liquorice fronts

# Designer Walnut

Sleek, clean and modern the designer range of office furniture is available in a fresh and vibrant White or rich toned Walnut. Both finishes are excitingly complemented by a choice of optional high gloss coloured fascias to create a distinctive individual home office.



Designers tip

Angled ceilings are no problem, not even in the loft!

Designers tip

Stationary chest with pull out pen tray

Designers tip

Pull out printer and scanner shelf.

Soft White	Cream High Sheen	Mushroom High Sheen	Plum High Sheen	Liquorice High Sheen	Walnut





# Linear

## Light Oak Veneer

This Linear office makes an impressive statement. Every piece is veneered inside and out and finished by hand, bringing real character. Central to the room is an iconic, freestanding desk while surrounding bookcases with glazed doors and low level units deliver high volume storage in this large home office.



Full height cupboards deliver versatile storage.



Chunky, 52mm profiled worktops, complete the contemporary look.





Designed from the  
*inside out*



## ***Inside story***

Caring for your clothes, shoes and other belongings. Our range of interior storage solutions provides dedicated spaces for even the most awkward shaped items, with a selection of racks, frames, shelves and rails that are both functional and stylish.

Our storage solutions are designed to be both functional as well as accessible and to stand the wear and tear of every day use.

The quality of our craftsmanship means that everything works perfectly time after time, making life easier for you.





# New Interiors storage, storage and yet more storage

Keep the 'just-pressed' look of your trousers with this neatly spaced, trouser rack. The slide out facility means that you can access the trousers you want quickly and easily.

Enjoy total flexibility at your fingertips with our new interior drawer options. Our three drawer option allows you to mix 'n' match drawer sizes to suit your needs.

Even tall ceilings aren't a problem. Top boxes turn wasted space into storage.

Combine short hanging and long hanging, with a choice of shelves and drawers.



Adjustable shelving gives you the flexibility you need for all your present and future storage needs.

We've improved our pull-out shoe racks with a soft close/open facility to make accessing your shoes simplicity itself.



Form meets function with this concealed glamour unit.



The simple ideas are usually the best. Slimline racks on the door can store belts, ties or scarves, while an internal mirror lets you do a final check.



# Front Frame

Front frame construction is ideal for difficult shapes and sloping ceilings, with wall to wall and floor to ceiling storage. Hanging rails can run continuously across the full width of the wardrobe, or within their own compartments along with drawers and shelves. The existing wall decoration will be visible inside the wardrobe.



Novanta Oak



# Full Carcass

If you prefer an enclosed wardrobe interior, with a woodgrain finish all round, full carcass is for you. Each wardrobe comes as standard with a floor, roof and side panels enabling each storage area to be fully sectioned off. Shelves are adjustable to give greater flexibility.



Solid nickel shelf supports make moving your adjustable shelving easy.

Novanta Oak



# Sliding Door aluminium stanchion

The internal fixtures of our Panorama Collection not only give flexible storage solutions for wardrobes but also provide perfect fittings for walk in wardrobes and dressing rooms. Choose from a range of shelves, chests, hanging rails and shoe rails to provide optimal storage for all your clothes and accessories. The existing wall decoration will be visible inside the wardrobe.



Novanta Oak



# Sliding Door panel interiors

This interior panel system offers flexibility and utilises every bit of space. Choose from either Novanta Oak or Mid-Walnut panels to best compliment your room. Complete the inside of your wardrobes with slide out shoe trays and adjustable shelves. The existing wall decoration will be visible inside the wardrobe.



Mid Walnut



Novanta Oak









## Walk-in closet

The dream of a walk-in closet can be realised with our aluminium stanchion storage system. The lack of panelling creates an open feel and uninterrupted use of space. The softened edges of the extruded aluminium rails and shelf supports, ensures that your clothes remain snag free. Shelves and chests are available in both Walnut and Novanta Oak, complimenting the aluminium perfectly.



## Interior finishing touches

Our range of interior storage solutions provides dedicated spaces for even the most awkward shaped items, with a selection of racks and frames that is both functional and stylish. If you like to see everything in its place when you open your wardrobe door, this range of accessories will suit you.



### Slide out shoe rack

Holding up to nine pairs of shoes per rack, this item is perfect for shoe lovers. It slides out, allowing you to quickly choose from the footwear displayed. The rails are detachable for easy cleaning.



### Counter balanced hanging rail

Our full carcass storage solutions incorporate clever features, such as counter-balanced hanging rails.



### Pull out basket rack

There are endless ways to fill these versatile baskets, from socks and handbags to cosmetics and bulky jumpers. All three baskets are lined to give the contents extra protection. They can also be detached from the frame for ease of access.



### Glamour Unit

Our concealed glamour unit is a cleverly designed combination of form and function.



90 Degree hinges are standard, but optional 170 degree hinges give a wider access area.



All drawers are made as a complete four sided box for strength and stability before the front panel is added.



A curved hanging rail makes the most of space in a corner wardrobe.



Shoe rails help keep your bedroom neat and tidy.



# Finishing touches

With many years' experience of designing individual bedrooms, we've learned a lot about the different demands people make of their furniture. That's why we give you such a wide range of storage options to ensure your room fits your individual needs. Choose from our range of matching furniture and accessories for a fully co-ordinated look.




Moda chest unit



Padded stool



Cube stool



Dresser mirror



Tilting linen basket



Maximise your space with this easy-access stable door.



A lift up corner laundry unit makes use of an awkward space.



Clever internal jewellery tray.



For those awkward spaces, angled units give you plenty of storage.



Stylish dressing table.




Make a statement with a large padded headboard.



Colour co-ordinated shelves.



Moda icon wrap around cupboard.




Cosmetics unit.



Light Pine curved unit.



Bedside cabinets have pullout tea trays.



Window seat.



A dressing table makes use of an otherwise redundant space.



## Headboards

These are available in the finishes specified by the range.

**Design Style AA**  
Suitable for Milton



**Design Style AA**  
Suitable for Albany & Linear



**Design Style AB**  
Suitable for Milton, Moda and Albany



**Design Style AD**  
Suitable for Bosworth



**Design Style E**  
Suitable for Harewood



**Design Style G**  
Suitable for Milan



**Design Style R**  
Suitable for any range



**Design Style S**  
Suitable for any range



**Design Style V**  
Suitable for Prima



**Design Style Y**  
Suitable for Lustro



## Wall Mirrors

These are available in the finishes specified by the range.

**Design Style A**  
Suitable for Milan, Prima & Harewood



**Design Style E**  
Suitable for Harewood



**Design Style H**  
Suitable for Moda



**Design Style N**  
Suitable for Prima



**Design Style V**  
Suitable for Milton



**Design Style W**  
Suitable for Lustro



**Design Style Y**  
Suitable for Bosworth



**Design Style Z**  
Suitable for Linear & Albany



**Design Style AB**  
Suitable for Solo



**Design Style AE**  
Suitable for Sienna and Milan



## Dressing Table Mirrors

These are available in the finishes specified by the range.

**Design Style A**  
Suitable for Milan



**Design Style G**  
Suitable for Harewood



**Design Style H**  
Suitable for Moda



**Design Style N**  
Suitable for Prima & Kingsbury



**Design Style T**  
Suitable for Lustro



**Design Style U**  
Suitable for Bosworth



**Design Style V**  
Suitable for Albany, Linear & Milton



**Design Style W**  
Suitable for Solo



**Design Style AA**  
Suitable for Sienna and Milan



## Stools

Stools are available across the following ranges and are completed in a range of luxury fabrics.

**Design Style A\***  
Suitable for Milan, Prima, Kingsbury, Bosworth & Solo



**Design Style B**  
Suitable for Harewood



**Design Style F**  
Suitable for any range



**Design Style J**  
Suitable for Albany, Linear & Milton



**Design Style Moda**  
Suitable for Moda



## Floor Standing Mirrors

These are available in the finishes specified by the range.

**Design Style H**  
Suitable for Albany & Linear



**Design Style - Milton**  
Suitable for Milton



**Design Style - Moda**  
Suitable for Moda



## Bedroom Handles

Handles shown are robe handles. Chest and tea tray may vary by range.

**Design Style HAND/6/NK**  
Suitable for Milan and Sienna



**Design Style HAND/100/SN**  
Suitable for Milan Aragon Oak and White Avola



**Design Style HAND/2/PW**  
Suitable for Harewood



**Design Style HAND/54/SNK**  
Suitable for Prima



**Design Style HAND/88/PW**  
Suitable for Albany



**Design Style HAND/89/SNK**  
Suitable for Albany



**Design Style HAND/116/SN**  
Suitable for Milton



**Design Style HAND/59/MN**  
Suitable for Kingsbury and Solo



**Design Style HAND/99/BN**  
Suitable for Moda and Sienna



**Design Style HAND/85/NK**  
Suitable for Moda, Milton and veneer sliding doors



**Design Style HAND/101/CHM (Walnut)**  
**HAND/102/CHM (Cream)**  
**HAND/103/CHM (Frost)**  
Suitable for Lustro



## Home Office Handles

**Design Style HAND/104/IRN**  
Suitable for Bosworth



**Design Style HAND/116/SN**  
Suitable for Milton



**Design Style HAND/99/BN**  
Suitable for Moda



**Design Style HAND/10/MC**  
Suitable for Designer



\*Available in White, Gardenia and Cherry only



# Personal design service

## Tell us about yourself

Your designer will visit you at home to get to know you and chat about what you love, hate, and absolutely dream of. Only then can your perfect room be created.

One of our main concerns is to make sure you enjoy the process of designing your dream bedroom almost as much as the final result!

All our designers are chosen for their ability to deliver a first class service.

All our designers have undergone extensive training and are provided with all the materials they need to plan, design and install your new bedroom with confidence.

We work hard to maintain consistently reliable delivery dates and product quality.



## Book your free design and planning consultation

If you have been inspired by the beautiful bedrooms in this brochure why not get a quote?

It's a free and friendly service and you are under no obligation to purchase. It's great for getting ideas and you may be pleasantly surprised by the results.

**Step 1 :** Book an appointment with your local showroom.

**Step 2:** Book an appointment online at [www.sigma3.co.uk](http://www.sigma3.co.uk).  
We will take all the details and ensure the local representative contacts you promptly.

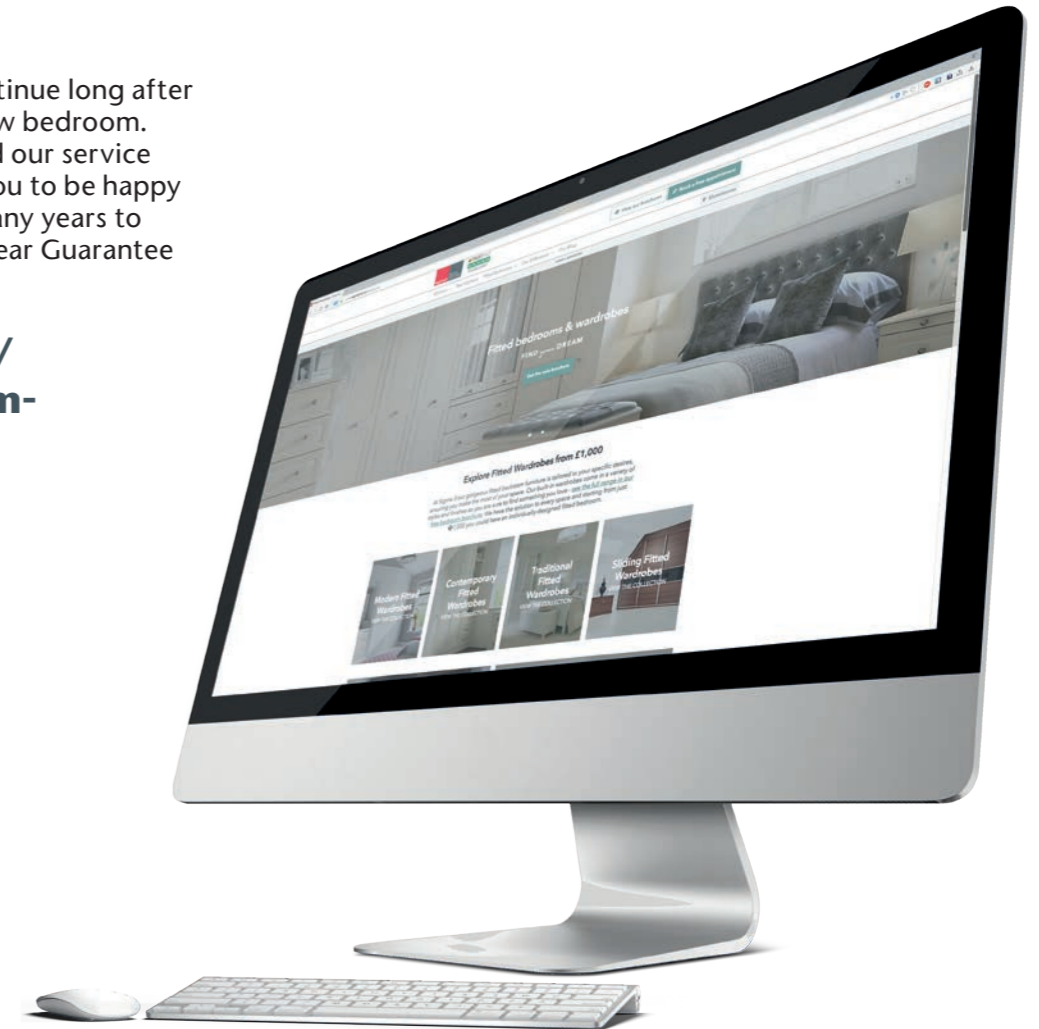
**Step 3:** If you want to ask any questions don't hesitate to call your local showroom.  
We would be happy to help.

As our policy is one of continuous improvement, we reserve the right to amend designs and specifications without prior notice. Where natural wood veneers are used on external surfaces, we are unable to guarantee an exact match. The description "chestnut" refers to the colour finish only, and does not indicate that the article is manufactured from this material. Similarly, the description "brass" refers to a surface finish and does not indicate that these fittings are made of the solid brass. The colours produced in this brochure are as accurate as printing processes will allow.

## Register online for your 10 year guarantee

Our after sales service will continue long after you've begun to enjoy your new bedroom. Once your bedroom is installed our service doesn't stop there. We want you to be happy with your new bedroom for many years to come. To register for your 10 year Guarantee simply visit:

**[www.sigma3.co.uk/  
bedrooms/bedroom-  
warranty](http://www.sigma3.co.uk/bedrooms/bedroom-warranty)**



### Abergavenny Showroom

37 Frogmore Street  
Abergavenny, NP7 5AN  
Tel. 01873 850911

### Cardiff (East) Showroom

The Design Quarter,  
4 Colchester Avenue,  
Cardiff, CF23 9XE  
Tel. 029 2048 5888

### Cardiff (West) Showroom

485 Cowbridge Road West  
Culverhouse Cross  
Cardiff, CF5 5TG  
Tel. 029 2059 3969

### Esher Showroom

86-90 High Street  
Esher, KT10 9QJ  
Tel. 01372 467464

### Newport Showroom

Lower Dock Street  
(Inside George Street  
Furnishers)  
Newport, NP20 1EG  
Tel. 01633 252187

### Swansea Showroom

2 Mannesmann Close  
(Opposite Tesco)  
Enterprise Park  
Swansea, SA7 9AH  
Tel. 01792 790088

### Warton Showroom

263-265 Lytham Road  
Warton, Nr. Preston  
PR4 1AY  
Tel. 01772 631316

### Worthing Showroom

28 Portland Road  
Worthing, BN11 1QN  
Tel. 01903 201901







[sigma3.co.uk](http://sigma3.co.uk)