







## *Established 1975 and Made in the UK*

We have come a long way since we started our journey over 50 years ago and we are extremely proud of our heritage. What began as a one-man start up using second-hand machinery to manufacture furniture for friends and family, has now evolved into a successful second generation business with a combined manufacturing space, across two plants, of 200,000 square feet and over 250 members of staff.

We believe that you shouldn't have to compromise when it comes to your dream kitchen, that's why our attention to detail and passion for what we do has helped shape our unique and quintessential range of furniture that we offer our customers today.



## *Award Winning Kitchens*

With over 18,000 different cabinet configurations and such a wide and varied range of furniture to choose from, it's no wonder we have picked up some awards along the way.

Choice is at the heart of every Masterclass kitchen design and with 10 ranges, 32 handle rail options, 67 colours and 97 possible combinations to choose from, the journey to creating your dream kitchen begins here...



## *It Starts with a Conversation*

We only supply our furniture through a network of approved and appointed kitchen specialists, who have the knowledge and skills to ensure you get the very best from your Masterclass Kitchen.

They will ask you to complete a kitchen wish list to highlight all of the things you ideally want from your new kitchen, before creating a design that's right for you, your lifestyle and your budget. Masterclass Kitchens are individually manufactured for each and every one of our customers, so it is unique to you and your individual space.

Find your nearest showroom using our website.



## *Where Memories are Made*

The kitchen is so much more than just a place to cook. It has fast become the heart of the home and the hub of family life.

Whether it's enjoying breakfast on a sunny morning, relaxing with mid-afternoon tea, or catching up on the day's events sharing a meal with family and friends, your Masterclass kitchen will create memories that will last a lifetime and we hope they will be good ones.


Don't forget to share your very best memories with us on social media.



The  
Lansbury

The *Signature* Collection

**Corner Pantry**  
IN PORTLAND OAK



The  
Hathaway

The *Signature* Collection

**Kitchen Pantry with Smoked Glass Doors**  
IN TUSCAN WALNUT





The *Signature* Collection  
**Tall Bi-Fold Larder**  
 IN TUSCAN WALNUT



The  
**Connery**

The *Signature* Collection  
**Cocktail Cabinet**  
 IN PORTLAND OAK

## The *Signature* Collection

Quintessentially Masterclass, The Signature Collection is so much more than a range of highly desirable and iconic pieces of furniture. It is a lifestyle choice, committed to giving you the best possible experience when selecting what goes into your new kitchen.

A range of innovative, design-led storage solutions that are not only practical but beautifully bespoke in appearance. Which one will be your favourite?







### *Get the look*

With ever changing trends and so many different things to take into consideration, we have carefully set out to create a brochure that is full of inspiration and design ideas, which will allow you to discover your dream kitchen.

To achieve your desired look, let us walk you through a variety of combinations that bring together colour, texture and design elements in ways that will set your kitchen apart. After all, we have spent over 50 years honing our craft and perfecting our range. Rest assured, you are in safe hands.

Discover a wide range of mix and match design options within each colour palette, including warming woods, striking stone and marble effect ranges, and modern flat slab-styled kitchens. You can then select the perfect storage and design features for your kitchen from the Signature Collection at the back of the brochure.



## Let's talk about colour...

### CHOOSING YOUR PERFECT COLOUR, TEXTURE AND FINISH

We have created a diverse colour palette that allows you to reflect your personality within your new kitchen.

#### Step 1

Our Cool and Warm palettes are the perfect starting point. Create a neutral scheme by mixing, matching, or contrasting warm and cool tones, or style your kitchen with a base colour and enhance it with an accent, texture, or both for impact.

#### Step 2

Be bold and embrace your favourite accent colour to bring flair and excitement to your design. It's the perfect way to personalise your kitchen and make it truly stand out.

#### Step 3


Add depth and glamour to your kitchen with textured elements such as stone, marble, timber, or a metallic-effect finishes. Many also come as matching worksurfaces, splashbacks, and upstands, shown in the range finder at the back of the brochure.

#### Step 4

Finally, choosing a handle rail in a complementary or contrasting finish will define your style and make a real design statement.

## Step 1

Choose your  
*base tone*



## Step 2

Introduce an  
*accent colour*





## Step 3

Add some texture



## Step 4

32 handle rails to add character



# Explore... *Rosy Radiance*

CONSIDER A SOFT SHADE THAT EXUDES WARMTH, SUCH AS AUTUMN BLUSH, OR GO FOR SOMETHING COMPLETELY DIFFERENT AND OPT FOR A HINT OF ROSSO OR CLARET TO ADD A SPLASH OF WARM COLOUR TO YOUR NEW KITCHEN SCHEME.

MULBERRY

WISTERIA

DUSTY PINK

VINTAGE ROSE

AUTUMN BLUSH

CLARET

ROSSO







*Get the look...*

*Amalfi Rosso*

SMOOTH LACQUERED FLAT SLAB DOOR

*Madoc Tuscan Walnut*

WOOD EFFECT FLAT SLAB DOOR

*Milano Levante Marble*

MARBLE EFFECT WORKTOP

*Tuscan Walnut*

WOOD EFFECT HANDLE RAIL



The *Signature* Collection

*Tall Bi-Fold Larder*

IN TUSCAN WALNUT



The *Signature* Collection

*Smoked Glass Cabinets*

IN BRONZE



The *Signature* Collection

*Wood Effect Drawers*

IN TUSCAN WALNUT



*Rosy Radiance*  
MIX AND MATCH

The  
Hathaway

The *Signature* Collection

*Kitchen Pantry with Smoked Glass Doors*  
IN TUSCAN WALNUT

*Get the look...*

*Sutton Autumn Blush*

SILK FLAT SLAB DOOR WITH BIRCH PLY EDGE

*Sutton White*

SILK FLAT SLAB DOOR WITH BIRCH PLY EDGE

*Milano Levante Marble*

MARBLE EFFECT WORKTOP

*White*

SILK PAINTED HANDLE RAIL



*Birch Ply Edging*

SHOWN IN SUTTON AUTUMN BLUSH



*The Signature* Collection

*Legrabox R-Design Drawers*

FEATURING STAINLESS STEEL SIDES







*Get the look...*

*Sutton Autumn Blush*

SILK FLAT SLAB DOOR WITH MATCHING EDGE

*Sutton Highland Stone*

SILK FLAT SLAB DOOR WITH MATCHING EDGE

*Portland Oak*

TEXTURED HANDLE RAIL



The *Signature* Collection

*Floating Cabinets*

SUTTON HIGHLAND STONE AND PORTLAND OAK HANDLE RAIL

*Rosy Radiance*  
MIX AND MATCH





# Explore... *Glorious Greens*


CURIOUS ABOUT HOW TO MAKE THIS TRENDY HUE WORK FOR YOUR SPACE? LOOK NO FURTHER. THIS PALETTE PROVES THAT GREEN IS ONE OF THE MOST VERSATILE COLOUR OPTIONS THERE IS!



SEA SALT



BEACH HOUSE



BISCUIT



SAGE GREEN



OLIVE



WILLOW



NEW FOREST



EVERGREEN



HUNTER GREEN





The *Signature* Collection  
*Cross Wine Rack*  
IN PORTLAND OAK

*Get the look...*

*Oxwich Willow*  
GRAINED PAINTED FLAT SLAB DOOR

*Madoc Portland Oak*  
WOOD EFFECT FLAT SLAB DOOR,  
CABINETRY AND HANDLE RAIL

*Milano Levante Marble*  
STONE EFFECT WORKTOP



The *Signature* Collection  
*Cross Wine Rack*  
IN PORTLAND OAK



*Glorious Greens*  
MIX AND MATCH



*Get the look...*

*Sutton New Forest*

SILK FLAT SLAB DOOR WITH BIRCH PLY EDGE

*Sutton Highland Stone*

SILK FLAT SLAB DOOR WITH BIRCH PLY EDGE

*Milano Levante Marble*

MARBLE EFFECT WORKTOP

*Portland Oak*

FLOATING SHELVES AND  
TEXTURED HANDLE RAIL



*Glorious Greens*  
MIX AND MATCH





*Get the look...*



*Sutton New Forest*  
SILK FLAT SLAB DOOR



*Milano Silver Shadow*  
STONE EFFECT WORKTOP

*Glorious Greens*  
MIX AND MATCH





*Be Inspired by our Real Kitchens*

Take a look at how this customer used Glorious Greens in their kitchen scheme.

Visit our website to see more inspirational Real Kitchens.







*Be Inspired by our Real Kitchens*

Take a look at how this customer used Glorious Greens in their kitchen scheme.

Visit our website to see more inspirational Real Kitchens.






*H-Line Sutton and Ligna*  
NEW FOREST WITH HIGHLAND STONE AND MAYFIELD OAK




# Explore... *The Cool Palette*


THE COOL PALETTE IS FABULOUSLY VERSATILE AND LENDS ITSELF TO MANY DIFFERENT LOOKS. MAKE A REAL STATEMENT AND CHOOSE TO GO SUPER DARK OR CONSIDER SCOTS GREY, MIXED WITH A TEXTURED FINISH SUCH AS MILANO LEVANTE MARBLE, FOR A CALM AND COOL IMPACT!



WHITE



SCOTS GREY



LIGHT GREY




DUST GREY



CHARCOAL



GRAPHITE



ONYX





*Get the look...*

*Amalfi Onyx*

SMOOTH LACQUERED FLAT SLAB DOOR

*Amalfi Sunset*

SMOOTH LACQUERED FLAT SLAB DOOR

*Onyx*

SMOOTH HANDLE RAIL





*The Cool Palette*  
MIX AND MATCH



*Get the look...*

*Amalfi Onyx*

SMOOTH LACQUERED FLAT SLAB DOOR

*Milano Midnight Pietra*

STONE EFFECT WORKTOP

*Portland Oak*

CABINETRY



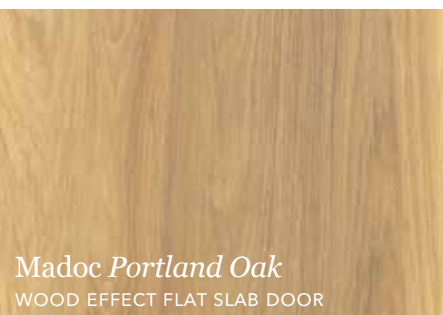
*The Cool Palette*  
MIX AND MATCH





*Get the look...*


*Sutton Scots Grey*  
SILK FLAT SLAB DOOR



*Madoc Portland Oak*  
WOOD EFFECT FLAT SLAB DOOR



*Milano Levante Marble*  
MARBLE EFFECT WORKTOP



*Onyx*  
SMOOTH HANDLE RAIL







*Get the look...*

*Amalfi Onyx*  
SMOOTH LACQUERED FLAT SLAB DOOR

*Madoc Espresso*  
WOOD EFFECT FLAT SLAB DOOR

*Tuscan Walnut*  
WOOD EFFECT HANDLE RAIL







*Get the look...*

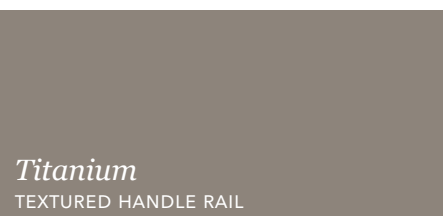
*Sutton Light Grey*  
SILK FLAT SLAB DOOR



*Milano Midnight Pietra*  
STONE EFFECT FLAT SLAB DOOR



*Milano Levante Marble*  
MARBLE EFFECT WORKTOP



*Titanium*  
TEXTURED HANDLE RAIL





*The Cool Palette*  
MIX AND MATCH





*Get the look...*

*Sutton Scots Grey*  
SILK FLAT SLAB DOOR

*Deco Silver Oxide*  
STONE EFFECT FLAT SLAB DOOR

*Milano Levante Marble*  
MARBLE EFFECT WORKTOP

*Onyx*  
SMOOTH HANDLE RAIL






*Get the look...*



*Larna Graphite*  
PAINT EFFECT FLAT SLAB DOOR



*Milano Midnight Pietra*  
STONE EFFECT WORKTOP



*Titanium*  
TEXTURED HANDLE RAIL



*Sideboard*  
LARNA GRAPHITE





*Get the look...*

*Sutton Light Grey*  
SILK FLAT SLAB DOOR

*Deco Porcelana Silver*  
STONE EFFECT FLAT SLAB DOOR

*Milano Levante Marble*  
MARBLE EFFECT WORKTOP

*Titanium*  
TEXTURED HANDLE RAIL



*The Cool Palette*  
MIX AND MATCH





*Be Inspired by our Real Kitchens*

Take a look at how this customer used The Cool Palette in their kitchen scheme. As seen in **Good Homes**.

Visit our website to see more inspirational Real Kitchens.





*H-Line Sutton Graphite*  
WITH PORTLAND OAK PLINTH AND CABINETRY



*Be Inspired by our Real Kitchens*

Take a look at how this customer used The Cool Palette in their kitchen scheme.

Visit our website to see more inspirational Real Kitchens.







*H-Line Sutton*  
SCOTS GREY WITH TITANIUM HANDLE RAIL

*Be Inspired by our Real Kitchens*

Take a look at how this customer used The Cool Palette in their kitchen scheme.

Visit our website to see more inspirational Real Kitchens.







*Be Inspired by our Real Kitchens*

Take a look at how this customer used The Cool Palette in their kitchen scheme.

Visit our website to see more inspirational Real Kitchens.



*H-Line Sutton and Ligna*

GRAPHITE AND MAYFIELD OAK WITH PORTLAND OAK HANDLE RAIL

# Explore... *Blissful Blues*

PERFECT WHEN USED AS AN ACCENT, BLISSFUL BLUES CAN ADD DRAMA WHEN MIXED WITH WOODGRAIN AND STONE FINISHES, SUCH AS LIGNA AND MILANO. ENHANCE THE NATURAL APPEAL OF A PROPERTY BY OPTING FOR WINDSOR BLUE OR OXFORD BLUE AND REALLY MAKE A STATEMENT!








HEN  
LATE

*Get the look...*

*Amalfi Windsor Blue*

SMOOTH LACQUERED FLAT SLAB DOOR



The *Signature* Collection  
*Wood Effect Drawers*  
IN PORTLAND OAK

*Amalfi Scots Grey*

SMOOTH LACQUERED FLAT SLAB DOOR



*Portland Oak*

CABINETRY AND HANDLE RAIL



The  
Connery

The *Signature* Collection  
*Cocktail Cabinet*  
IN PORTLAND OAK





*Blissful Blues*  
MIX AND MATCH

The  
Lansbury

The *Signature* Collection  
**Corner Pantry**  
IN PORTLAND OAK



*Get the look...*

*Sutton Heather Slate*  
SILK FLAT SLAB DOOR

*Milano Carrara Marble*  
MARBLE EFFECT FLAT SLAB DOOR,  
WORKTOP AND MATCHING SPLASHBACK

*Ligna Mayfield Oak*  
WOOD EFFECT WORKTOP

*Metalix Brass*  
METALLIC SPLASHBACK AND HANDLE RAIL






*Get the look...*

*Sutton Heather Slate*  
SILK FLAT SLAB DOOR

*Milano Carrara Marble*  
MARBLE EFFECT FLAT SLAB DOOR,  
WORKTOP AND MATCHING SPLASHBACK

*Metalix Brass*  
METALLIC SPLASHBACK AND HANDLE RAIL



LINEA

The *Signature* Collection

*2m Wide Wall Cabinet*  
SUTTON HEATHER SLATE





*Get the look...*

*Sutton Inkwell*  
SILK FLAT SLAB DOOR



*Ligna Mayfield Oak*  
WOOD EFFECT FLAT SLAB DOOR



*Milano Levante Marble*  
MARBLE EFFECT WORKTOP



*Blissful Blues*  
MIX AND MATCH

The *Signature* Collection

*Floating Island*

SUTTON INKWELL WITH LIGNA MAYFIELD OAK




Get the look...

*Sutton Inkwell*  
SILK FLAT SLAB DOOR

*Sutton Farringdon Grey*  
SILK FLAT SLAB DOOR AND  
MATCHING HANDLE RAIL

*Milano Carrara Marble*  
MARBLE EFFECT WORKTOP



*Blissful Blues*  
MIX AND MATCH





*Be Inspired by our Real Kitchens*

Take a look at how this customer used Blissful Blues in their kitchen scheme. As seen in **Good Homes**.

Visit our website to see more inspirational Real Kitchens.







*H-Line Sutton*

INKWELL WITH SCOTS GREY AND OXFORD BLUE HANDLE RAIL

# Explore... *The Warm Palette*

THE WARM PALETTE IS THE PERFECT STARTING POINT TO CREATE A PLEASANT AND STYLISH DESIGN. MIX COLOURS SUCH AS HIGHLAND STONE AND LAVA TO CREATE A NEUTRAL, YET STRIKING LOOK WITHIN A STATEMENT TWO-TONE KITCHEN. ALTERNATIVELY, CHOOSE A BASE TONE AND THEN LAYER WITH ONE OF OUR MORE VIBRANT COLOURS AND ADD TEXTURE TO GIVE A BOLD, YET COHESIVE LOOK.







*Get the look...*

*Lumina Highland Stone*  
HIGH GLOSS FLAT SLAB DOOR

*Madoc Urban Suede*  
STONE EFFECT FLAT SLAB DOOR

*Milano Arctic Frost*  
STONE EFFECT WORKTOP

*Metalix Bronze*  
METALLIC HANDLE RAIL

*Portland Oak*  
WINE RACK



*The Signature Collection*

*Stacked Wine Rack*  
PORTLAND OAK

*The Warm Palette*  
MIX AND MATCH





*Get the look...*

*Sutton Burnt Umber*  
SILK FLAT SLAB DOOR

*Ligna Farmhouse Oak*  
WOOD EFFECT FLAT SLAB DOOR  
AND MATCHING WORKTOP

*Lumina Highland Stone*  
HIGH GLOSS FLAT SLAB DOOR

*Milano Arctic Frost*  
STONE EFFECT DOOR AND WORKTOP

*Metalix Bronze*  
METALLIC SPLASHBACK AND HANDLE RAIL







*Get the look...*


*Sutton Highland Stone*  
SILK FLAT SLAB DOOR

*Sutton Autumn Blush*  
SILK FLAT SLAB DOOR

*Milano Carrara Marble*  
MARBLE EFFECT WORKTOP

*Stone Grey*  
SILK PAINTED HANDLE RAIL

*Portland Oak*  
CABINETY



*Sideboard with Media Shelf*  
SUTTON AUTUMN BLUSH



*The Warm Palette*  
MIX AND MATCH





*Get the look...*

*Sutton Highland Stone*  
SILK FLAT SLAB DOOR

*Madoc Henley Oak*  
WOOD EFFECT FLAT SLAB DOOR

*Milano Rustic Leather*  
STONE EFFECT WORKTOP

*Metalix Brass*  
METALLIC SPLASHBACK AND HANDLE RAIL



*Under Cabinet Lighting*  
IN MADOC HENLEY OAK



The *Signature* Collection  
*Sliding Door Cabinets*  
IN MADOC HENLEY OAK



*Get the look...*

*Sutton Highland Stone*  
SILK FLAT SLAB DOOR WITH  
MATCHING HANDLE RAIL

*Sutton Farrington Grey*  
SILK FLAT SLAB DOOR WITH  
MATCHING HANDLE RAIL

*Milano Silver Shadow*  
STONE EFFECT WORKTOP

*Ligna Farmhouse Oak*  
WOOD EFFECT WORKTOP





*The Warm Palette*  
MIX AND MATCH



*Get the look...*

*Madoc Reclaimed Oak*  
WOOD EFFECT FLAT SLAB DOOR

*Milano Levante Marble*  
MARBLE EFFECT WORKTOP

*Portland Oak*  
WINE RACK

*Farringdon Grey*  
SILK PAINTED HANDLE RAIL



The *Signature* Collection

*Stacked Wine Rack*  
PORTLAND OAK





INTEGRATED UNDER CABINET LIGHTING



*Get the look...*

*Larna Highland Stone*  
PAINT EFFECT FLAT SLAB DOOR

*Milano Levante Marble*  
MARBLE EFFECT WORKTOP

*Stone Grey*  
SILK PAINTED HANDLE RAIL



LINEA

The *Signature* Collection

*1.8m Wide Drawers*  
LARNA HIGHLAND STONE





*Be Inspired by our Real Kitchens*

Take a look at how this customer used The Warm Palette in their kitchen scheme. As seen on **Grand Designs**.

Visit our website to see more inspirational Real Kitchens.







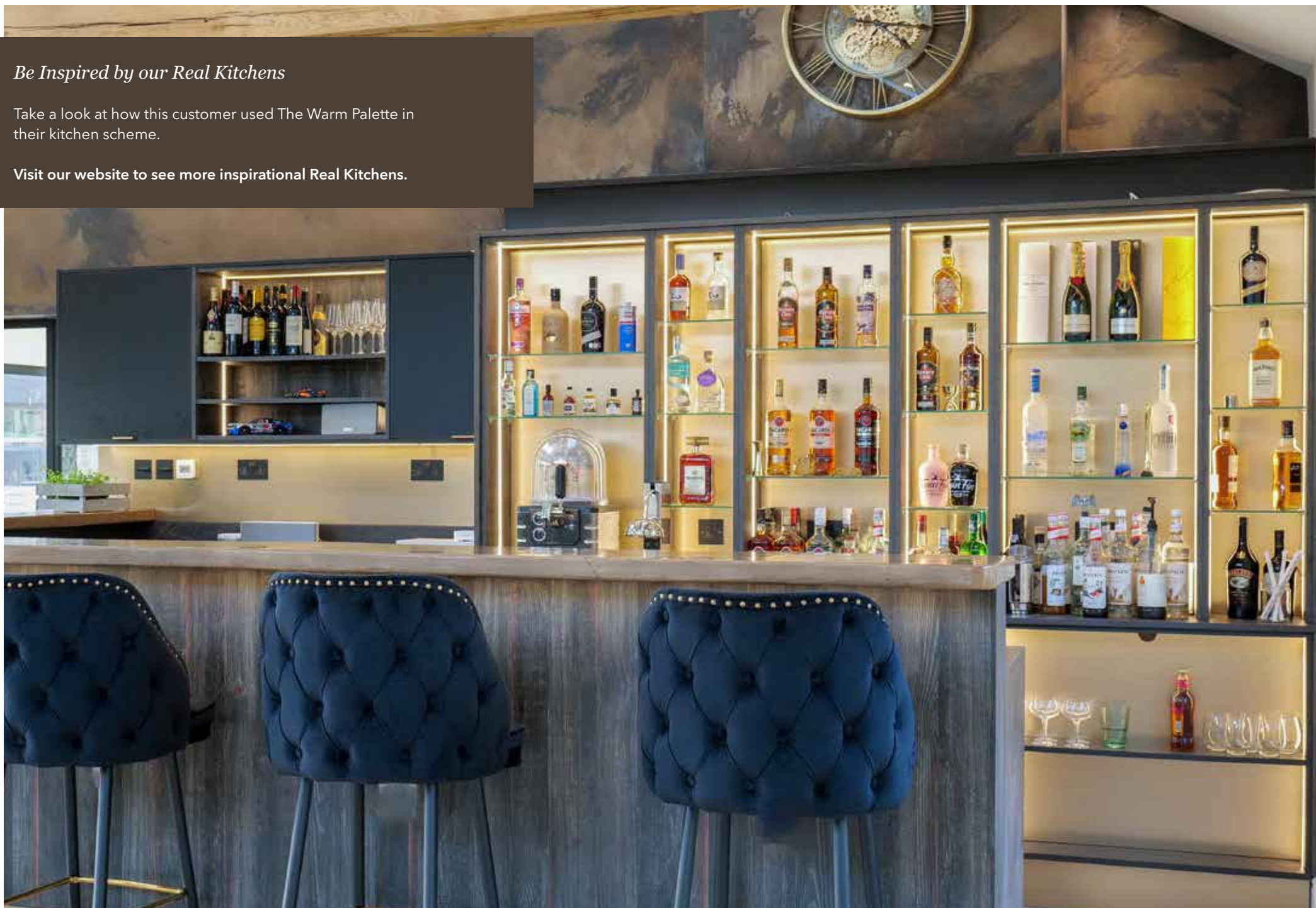
*H-Line Sutton Burnt Umber, Ligna Farmhouse Oak and Madoc Urban Suede*  
WITH METALIX BRONZE HANDLE RAIL AND PLINTH



*Be Inspired by our Real Kitchens*

Take a look at how this customer used The Warm Palette in their kitchen scheme.

Visit our website to see more inspirational Real Kitchens.







*H-Line Madoc Reclaimed Oak*  
WITH METALIX BRONZE



*Be Inspired by our Real Kitchens*

Take a look at how this customer used The Warm Palette in their kitchen scheme. As seen in **KBB Magazine**.

Visit our website to see more inspirational Real Kitchens.





*H-Line Lumina*  
STONE GREY WITH TITANIUM HANDLE RAIL





## The *Signature* Collection

### *Beauty is more than skin deep*

Quintessentially Masterclass, The Signature Collection is so much more than a range of highly desirable and iconic pieces of furniture. It is a lifestyle choice, committed to giving you the best possible experience when selecting what goes into your new kitchen.

A range of innovative and iconic, design-led storage solutions that are not only practical but beautifully bespoke in appearance. Which one will be your favourite?

## SPACETOWER

### Internal Drawer Larder

If you want the ultimate kitchen storage, look no further than SpaceTower. One of the main benefits is the easy access from every angle – you can reach every item with complete ease. Perfect for the modest kitchen that needs to maximise storage space.

- ✓ Included internal lighting, as standard
- ✓ 1857mm, 2002mm and 2182mm height options



- ✓ Lifetime guarantee on all Blum moving parts

### Width Options

300MM (SLIMLINE)	400MM (SLIMLINE)	500MM (SLIMLINE)
600MM (SLIMLINE)	800MM	900MM
1000MM		

### Colour Options

PORTLAND OAK	TUSCAN WALNUT	LEGRABOX R-DESIGN
-----------------	------------------	----------------------



SLIMLINE SPACETOWER, IN LEGRABOX R-DESIGN



SLIMLINE SPACETOWER, IN LEGRABOX R-DESIGN

MAGNASPACE

*The Pull-Out Larder*

A storage system that is strong, versatile and flexible. MagnaSpace will carry vastly more weight than alternative wirework systems and suit the needs of the most demanding of spaces and the most discerning of customers.

- ✓ Perfect for the meticulous organiser who desires all their essentials to be in one easy-to-reach place
- ✓ 1250mm, 1857mm, 2002mm, 2182mm tall height options



- ✓ Lifetime guarantee on all Blum moving parts

*Base and Tall Width Options*

150MM (BASE ONLY)	300MM	400MM
500MM	600MM	

*Colour Options*

PORTLAND OAK	TUSCAN WALNUT	LEGRABOX R-DESIGN
-----------------	------------------	----------------------



MAGNASPACE TALL PULL-OUT IN LEGRABOX R-DESIGN



MAGNASPACE BASE CABINET IN LEGRABOX R-DESIGN



The  
Connery

### The Cocktail Cabinet

The Connery evokes a sense of glamour and occasion. A timeless feature and a jewel of the kitchen, the cocktail cabinet will always be a true classic.

- ✓ Perfect for the committed cocktail connoisseur and party host
- ✓ Included internal lighting, as standard
- ✓ 2002mm height option
- ✓ Push-to-open for double door options



- ✓ Lifetime guarantee on all Blum moving parts

### Width Options

500MM (SLIMLINE)	600MM (SLIMLINE)	
800MM	900MM	1000MM

### Colour Options

PORTLAND OAK	TUSCAN WALNUT	LEGRABOX R-DESIGN
-----------------	------------------	----------------------



THE CONNERY, SHOWN IN PORTLAND OAK, 1000MM WIDE

The  
Lansbury

### *The Corner Pantry*

A twist on the classic corner pantry, The Lansbury is a stand-out feature that will assist you with all of your organisational needs.

- ✓ Perfect for a busy lifestyle that requires maximum storage space
- ✓ Consider your perfect walk-in pantry available in all of our cabinet colour options to match your kitchen design perfectly
- ✓ Push motion opening
- ✓ Included internal lighting, as standard



- ✓ Lifetime guarantee on all Blum moving parts

### *Height Options*

2002MM

2182MM

### *Colour Options*

13 CABINET  
COLOURS



The  
Hathaway

### *The Chef's Pantry*

A quintessential storage feature that can be personalised to your needs, The Hathaway will quickly become your best friend in the kitchen.

- ✓ Included internal lighting, as standard
- ✓ Put prized possessions on show and create a statement with glass doors and shelving
- ✓ 3 options with glass doors
- ✓ 2 options with full height range doors
- ✓ 1970mm and 2002mm height options.




- ✓ Lifetime guarantee on all Blum moving parts

### *Width Options*

500MM (SINGLE DOOR)	600MM (SINGLE DOOR)	1000MM
1200MM		

### *Cabinet Colour Options*







LEFT AND RIGHT: DISPLAY PANTRY WITH SMOKED GLASS DOORS.  
CENTRE: GLASS SHELVED PANTRY WITH SMOKED GLASS DOORS.

LINEA

LINEAPLUS

### Widest Drawer and Wall Units

Create a stunning modern design with our widest ever cabinets. Available up to 2 meters wide, Linea base and lift up wall cabinets allow you to create an individual stand out design within your kitchen. LineaPlus are the widest, deepest drawers on the market. They have to be seen to be believed!

✓ Available ranges: Amalfi, Deco, Larna, Ligna, Lumina, Madoc, Oxwich, Sutton. *Metalix and Milano* are available up to 1.2m wide



✓ Lifetime guarantee on Blum all moving parts

### Width Options

1200MM

1600MM

1800MM

2000MM

### Linea Drawer Box Options

PORTLAND  
OAK

TUSCAN  
WALNUT

LEGRABOX  
R-DESIGN\*

\*INCLUDING  
LINEAPLUS



LINEAPLUS IN LEGRABOX R-DESIGN WITH 140KG WEIGHT CAPACITY



LINEA BOTTOM DRAWER



LINEAPLUS IN LEGRABOX R-DESIGN WITH 140KG WEIGHT CAPACITY





LINEA UP AND OVER WALL CABINETS



LINEA BI-FOLD WALL CABINETS



LINEA UP AND OVER WALL CABINETS



LINEA LIFT UP WALL CABINETS



## VELABIN

### Integrated Bin System

The VelaBin is sure to make light work of your kitchen recycling. Featuring an efficient carbon bio filter lid\* that prevents unwanted odours from escaping and the beautiful finish means that there is no unsightly wirework to be seen.

- ✓ Perfect for the waste conscious household
- ✓ Boasts the heaviest load and largest capacity on the market
- ✓ One bin system can house all of your recycling needs



- ✓ Lifetime guarantee on all Blum moving parts

\*Not available as standard with the 600mm 64L bin system.

### Width Options

400MM	500MM	600MM
600MM (EXTRA DEEP)	700MM	800MM

### Drawer Box Options


PORTLAND OAK	TUSCAN WALNUT	LEGRABOX R-DESIGN
--------------	---------------	-------------------



VELABIN, 600MM WIDE, IN LEGRABOX R-DESIGN. 64L OF WASTE STORAGE WITH 32L OF ADDITIONAL CABINET STORAGE



VELABIN, 700MM WIDE, IN LEGRABOX R-DESIGN. 80L OF WASTE STORAGE AND 68L OF ADDITIONAL CABINET STORAGE WITH 70KG WEIGHT CAPACITY



### *Cabinets with Sliding Doors*

Our sliding door cabinets are a great alternative to standard doors. The side-to-side mechanism stops doors protruding into walking spaces and soft close makes them a pleasure to use. They come with the benefit of internal lighting for added practicality and a wow factor that will bring a unique look to your home.

- ✓ Perfect for tight spaces and a minimalist design
- ✓ Included internal lighting, as standard
- ✓ Available ranges: Larna, Deco, Madoc, Milano and Ligna
- ✓ Lifetime guarantee on all moving parts

### *Height Options*

288MM	360MM
-------	-------

575MM	720MM
-------	-------

### *Width Options*

1200MM	1600MM
--------	--------

1800MM	2000MM
--------	--------



INCLUDED INTERNAL LIGHTING, AS STANDARD



### Cabinets with Bi-Fold Doors

Cabinets with bi-fold doors are both a design statement and a practical addition to any kitchen space. Having doors that don't protrude into walking spaces is a luxurious feature when you're tight on space. Throw open the doors to new possibilities with bi-fold door options and you'll never need to compromise on style with our comprehensive offering.

- ✓ Perfect for tight spaces and a minimalist design
- ✓ Available in tall cabinets only
- ✓ Push-to-open with magnetic catch
- ✓ Lifetime guarantee on all moving parts

### Height Options

1857MM	2002MM	2182MM
--------	--------	--------

### Tall Bi-Fold Larder Cabinets

600MM	800MM	900MM
1000MM	1200MM	1200MM (4-DOOR OPTION)



## Utility and Laundry Room Organisation

Whilst the kitchens are the heart of our homes, utility rooms provide a practical workstation for the house, a dedicated area for laundry and space for other messy household chores. A well-planned utility room caters for washing baskets, ironing boards and vacuum cleaners. Our brand-new internal divider with dedicated ironing board storage ensures everything is perfectly stored when not in use.

- ✓ Dedicated ironing board storage
- ✓ Available for 500mm and 600mm cabinet widths
- ✓ Available for 2002mm and 2182mm larder heights



- ✓ Lifetime guarantee on all Blum moving parts

Visit our website to find out more.



INTERNAL DIVIDER FOR IRONING BOARD STORAGE,  
SHOWN IN PORTLAND OAK

### Three Drawer Finish Options

The key features you must know about our drawer options:

- ✓ Portland Oak, Tuscan Walnut and Legrabox R-Design options hold 40kg in a standard drawer and 70kg in a pan drawer
- ✓ Feather light glide with soft-close as standard



- ✓ Lifetime guarantee on all Blum moving parts

### Thirteen Cabinet Colour Options

WHITE	IVORY	SCOTS GREY
LIGHT GREY	HERITAGE GREY	HIGHLAND STONE
STONE GREY	LITHIUM GRAPHITE	WILLOW
BLONDE OAK	PORTLAND OAK	TUSCAN WALNUT
ESPRESSO		





*Modern Design Features*



LUMINA WITH 'DUO' GLASS EFFECT EDGE



BLACK SMOKED GLASS DOORS, AVAILABLE IN TALL, WALL AND BASE CABINETS  
✓ INCLUDED INTERNAL LIGHTING, AS STANDARD



FEATURE SPLASHBACK WITH MATCHING DOOR AND WORKTOP



SUTTON AUTUMN BLUSH WITH BIRCH PLY EDGE



BRONZE SMOKED GLASS DOORS, AVAILABLE IN TALL, WALL AND BASE CABINETS  
✓ INCLUDED INTERNAL LIGHTING, AS STANDARD



CORNER CABINET WITH FLYOVER SHELVES

*Modern Design Features*






The *Signature* Collection

### *The Media Centre*

Add a sleek Media Centre to your open-plan living scheme to integrate beautiful storage into your living area. Choose to match or contrast with your kitchen design and create a truly harmonious design.

Speak to your nearest retailer about further personalising your space by adding a Media Centre into your design.





### *Choose boldly. Why not?*

We have taken you on a journey of colour, texture and finish. Along the way, we have explored how to mix and match different shades to create design statements that are personal to you. Maybe you've already found your winning colour combination. Was it our Warm Greys that caught your attention, or did you perhaps find yourselves captivated by our Blissful Blues?

There's no need to worry if you haven't yet found the dream combination to stop you in your tracks. The following pages will allow you to view all of our kitchen ranges, as well as the compelling colour and texture options we have available.

Choose your colour. Choose your finish. **Choose Masterclass.**

## Larna



- MFC flat slab door
- Horizontal grain paint effect to front and back of door
- 1mm ABS edging
- 18mm thick flat slab door



SCOTS GREY




LIGHT GREY




HIGHLAND STONE



FARRINGTON GREY



STONE GREY



GRAPHITE

2

## Ligna



- MFC flat slab door
- 18mm thick with matching decor front and back
- 1mm matching ABS edge



FLORENCE OAK



ALASKAN OAK



MAYFIELD OAK



FARMHOUSE OAK

**LIGNA**  
ALSO AVAILABLE:

- ✓ Matching splashbacks
- ✓ Matching upstands
- ✓ Matching 40mm cut and edged worktops

2


## Lumina




- 18mm MDF flat slab door
- High gloss acrylic face
- 1mm radius to external edges
- The reverse of the door has a textured finish
- Matching ABS solid edging
- Choose from a matching or 'duo' glass effect edge



WHITE



SCOTS GREY



LIGHT GREY




GRAPHITE



IVORY



HERITAGE GREY



HIGHLAND STONE



STONE GREY



NUTMEG



MATCHING ABS EDGE



'DUO' GLASS EFFECT EDGE

2/3

## Madoc



- MFC flat slab door
- Vertical grain structure to front and back
- 1mm matching ABS edge, PUR glued
- 18mm thick flat slab door



BLONDE OAK



PORTLAND OAK



HENLEY OAK



TUSCAN WALNUT



RECLAIMED OAK




ESPRESSO



URBAN SUEDE

2

## Sutton




- MDF core flat slab door
- 'Silk' finished cold pressed front face
- 1mm 'Silk' ABS edging
- 1mm soft radius corners and edges
- The door has a matching reverse
- Doors and drawers 18.5mm thick
- Choose from a matching or Birch Ply effect edge



WHITE



SCOTS GREY



LIGHT GREY



DUST GREY



GRAPHITE



HERITAGE GREY



HIGHLAND STONE



FARRINGTON GREY



STONE GREY



BURNT UMBER



COASTAL MIST



INKWELL



HEATHER SLATE



WILLOW



NEW FOREST



AUTUMN BLUSH



MATCHING ABS EDGE



BIRCH PLY EFFECT EDGE

2

## Deco



- MFC flat slab door
- 18mm thick with lifelike decor to the front and a smooth back
- 1mm ABS edging



SILVER OXIDE



PORCELANA SILVER




PORCELANA GOLD

3



## Oxwich



5


- MDF slab door
- Painted in a polyester paint to front, back and all edges
- Vertical grain texture
- Doors and drawers 18mm thick

### ALSO AVAILABLE IN

- ✓ Our primed option so that you can paint your new kitchen in any colour your heart desires!

WHITE	SCOTS GREY	LIGHT GREY	DUST GREY	GRAPHITE	ONYX	HERITAGE GREY	HIGHLAND STONE	FARRINGTON GREY
STONE GREY	LAVA	COASTAL MIST	WINDSOR BLUE	OXFORD BLUE	SEA SALT	BEACH HOUSE	BISCUIT	SAGE GREEN
OLIVE	WILLOW	NEW FOREST	HUNTER GREEN	WISTERIA	MULBERRY	VINTAGE ROSE	CLARET	

## Amalfi



5

- A smooth, velvet-to-touch, lacquered flat slab door
- 1mm ABS edge
- Melamine finish to the reverse
- Doors and drawers are 18.6mm thick
- Stain resistant and easy to clean

SCOTS GREY	LIGHT GREY	CHARCOAL	ONYX	CHALK	CLAY	SUNSET	DUSTY PINK	ROSSO
WINDSOR BLUE	WILLOW	EVERGREEN						

## Milano



6

- MDF flat slab door
- 18mm frontage decor laminated front and reverse (19.2mm finished size)
- 1mm ABS edging



ARCTIC FROST



SILVER SHADOW




RUSTIC LEATHER




LEVANTE MARBLE



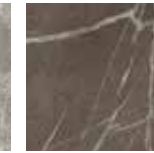
CARRARA MARBLE



EARTH STONE



STORM CLOUD



TRUFFLE PIETRA



MIDNIGHT PIETRA

**MILANO**  
ALSO AVAILABLE:

- ✓ Matching splashbacks
- ✓ Matching upstands
- ✓ Matching 20mm cut and edged worktops

## Metalix



7

- MDF flat slab door
- 18mm core with silver laminated reverse (19.2mm finished size)
- Laminated front finished with aluminium metallic foil with vertical brushed effect
- 1mm 3D metallic finish edging



ALUMINIUM



TITANIUM



BRONZE



COPPER



BRASS

**METALIX**  
ALSO AVAILABLE:

- ✓ Matching splashbacks
- ✓ Matching upstands

## Perfect Pairings

### PERSONALISE YOUR HANDLE RAIL

The very definition of a true handleless kitchen is its handle rail, it's what gives your kitchen the wow factor. H-Line has more personalisation options than ever before. Pick one of our 32 handle rail colour options to complement your kitchen, or a contrasting colour to make a real design statement.

#### *Silk Painted Handle Rails*



#### *Metallic Handle Rails*



#### *Smooth and Textured Handle Rails*








CLARET SILK PAINTED HANDLE RAIL



BRASS METALLIC HANDLE RAIL



ONYX SMOOTH HANDLE RAIL



TUSCAN WALNUT TEXTURED HANDLE RAIL



STONE GREY SILK PAINTED HANDLE RAIL



BRONZE METALLIC HANDLE RAIL



PORTLAND OAK TEXTURED HANDLE RAIL

## Thinking inside of the box

### OUR CABINETRY

How we live in our homes is evolving. Space-saving and easy to use storage solutions remain at the top of our wish lists, so we have torn up the rule book and opened the door to new opportunities.

Our cabinets are easy to use and offer you more space. By eliminating the need for old fashioned centre posts that appear inside most kitchen cabinets, we maximise every bit of available space and have increased the storage capacity by up to 30%!

Why not take a look at your current kitchen to fully appreciate the aesthetic and practical benefits that our market leading cabinetry can bring to your home?




- ✓ Lifetime guarantee on all Blum moving parts



- ✓ 10-year warranty on cabinetry



- ✓ 3-year warranty on door frontages and decor panels



#### No Centre Post

INCREASED SPACE, EASY ACCESS TO THE FULL WIDTH OF THE CABINET AND MORE USER FRIENDLY

#### Deeper Cabinets

OUR STANDARD WALL CABINETS OFFER 30% MORE STORAGE CAPACITY

#### Cabinet Rigidity

THE ALUMINIUM PROFILE PROVIDES ADDED STABILITY



#### Solid Cabinets

OUR CABINETS ARE BUILT TO LAST, WITH 18MM TOP AND BACK PANELS FOR ADDED STRENGTH AND STABILITY

#### No Centre Post

INCREASED SPACE, EASY ACCESS TO THE FULL WIDTH OF THE CABINET AND MORE USER FRIENDLY

#### Deeper Cabinets

OUR STANDARD BASE CABINETS OFFER 17% MORE USEABLE SHELF SPACE

#### Streamlined Hinge

SUPERIOR INLINE HINGE PLATE NOW OFFERS AN IMPROVED AESTHETIC VIEW

#### Cabinet Stability

SIX CABINET LEGS WITH SUPERIOR FIXINGS FOR INCREASED CABINET STRENGTH





## *Range Finder*

AMALFI	12-13, 32-35, 38-39, 58-59
DECO	42-43, 46-47
LARNA	44-45, 84-85
LIGNA	64-65, 74-75
LUMINA	72-75
MADOC	12-13, 20-21, 36-39, 72-73, 78-79, 82-83
METALIX	60-63, 74-75, 78-79
MILANO	40-41, 62-63, 74-75
OXWICH	20-21
SUTTON	14-17, 22-25, 36-37, 40-43, 46-47, 62-67, 74-81



## Your Dream Kitchen

### Where can I find my nearest showroom?

We have 6 kitchen and bedroom showrooms across the UK in South Wales and Surrey. All our showrooms have stunning kitchen, bedroom and furniture displays and are run by teams of passionate kitchen designers and fitters, who can create your perfect kitchen or bedroom to suit your budget.

You can find their details at: [sigma3.co.uk/our-showrooms](https://sigma3.co.uk/our-showrooms)

### What is the Masterclass Kitchens warranty?

All Masterclass kitchens carry a warranty to provide you with complete peace of mind.

Conditions apply, please refer to the website for our terms and conditions.

[sigma3.co.uk/product-care](https://sigma3.co.uk/product-care)



### How can I find more inspiration from Masterclass Kitchens and Sigma 3?

Take a look at our website to see our latest kitchen inspiration and ideas:

[sigma3.co.uk/inspiration](https://sigma3.co.uk/inspiration)

Alternatively, follow us on social media to keep up to date with latest trends, ideas and inspiration.



## Environmentally Responsible

### Our Brochure

By using PEFC paper, we are supporting sustainably managed forests globally. The PEFC logo ensures that the paper comes from sustainably managed forests and recycled and controlled sources. For more information on PEFC-labelled products, visit [pefc.org](https://pefc.org)

We use the paper-certified Carbon Neutral by the World Land Trust's Carbon Balanced Programme. The World Land Trust is an international conservation charity that offsets carbon emissions by purchasing and preserving high-value conservation land. For more information, visit [carbonbalancedpaper.com](https://carbonbalancedpaper.com)

The inks used are vegetable oil based ensuring the brochures are suitable for recycling. Our printing partner holds the environment accreditation ISO 14001.

Our brochures are 100% kerbside recyclable.



WORLD  
LAND  
TRUST™

[www.carbonbalancedpaper.com](https://www.carbonbalancedpaper.com)  
CBP018458



100% RECYCLABLE

### Our Kitchens

The board we use to create our kitchen cabinets is FSC® certified.

This means we support the conservation of wood as a resource. As a renewable material, it is sustainable; and nature-friendly management ensures the preservation of these areas. This is why we give priority to the processing of wood from certified forests. All wood purchased is monitored with a strict control process within the scope of the EUTimberReg and other forest certification systems.

We only work with FSC® and PEFC accredited forests, which are managed to the highest environmental, social and economic standards. Our supplier is the largest user of recycled material in the wood-based panel industry and focus on preserving the resource of wood.

Recycled wood makes up approximately 40% of a panel. Combined with material sourced by the forestry team, boards are made entirely from waste wood materials. We aim to use quality products that are fit for purpose with as little impact as possible on the environment in terms of waste pollution and energy use.

All packaging used to protect our kitchens during transit and installation, including any plastic banding, is fully recyclable and suitable for kerbside collection.

