







## *Contents*

Get The Look	9
Let's Talk About Colour	10
The Warm Palette	12
Blissful Blues	34
The Cool Palette	50
Ravishing Reds	74
Glorious Greens	80
The Signature Collection	88
The Living Collection	104
All Ranges And Colours	110
Handle Rail Personalisation	116
Our Cabinetry	118



## *Established 1975 and Made in the UK*

We have come a long way since we started our journey almost 50 years ago and we are extremely proud of our heritage. What began as a one-man start up using second-hand machinery to manufacture furniture for friends and family, has now evolved into a successful second generation business, with an 80,000 sq. ft. factory and over 250 members of staff.

We believe that you shouldn't have to compromise when it comes to your dream kitchen, that's why our attention to detail and passion for what we do has helped shape our unique and quintessential range of furniture that we offer our customers today.



## *Award Winning Kitchens*

With over 18,000 different cabinet configurations and such a wide and varied range of furniture to choose from, it's no wonder we have picked up some awards along the way.

Choice is at the heart of every Masterclass kitchen design and with 12 ranges, 62 colours and 137 possible combinations to choose from, the journey to creating your dream kitchen begins here...

## *It Starts with a Conversation*

We only supply our furniture through a network of approved and appointed kitchen specialists, who have the knowledge and skills to ensure you get the very best from your Masterclass Kitchen.

They will ask you to complete a kitchen wish list to highlight all of the things you ideally want from your new kitchen, before creating a design that's right for you, your lifestyle and your budget. Masterclass Kitchens are individually manufactured for each and every one of our customers, so it is unique to you and your individual space.

Find your nearest showroom using our website.



## *Where Memories are Made*

The kitchen is so much more than just a place to cook. It has fast become the heart of the home and the hub of family life.

Whether it's enjoying breakfast on a sunny morning, relaxing with mid-afternoon tea, or catching up on the day's events sharing a meal with family and friends, your Masterclass Kitchen will create memories that will last a lifetime and we hope they will be good ones.


Don't forget to share your very best memories with us on social media.






LINEA

The *Signature* Collection  
**2m Wide Wall Cabinets**  
 WITH LIFT UP MECHANISM



LINEA

The *Signature* Collection  
**1.8m Wide Drawers**  
 IN LARNA HIGHLAND STONE



LINEA PLUS

The *Signature* Collection  
**2m Wide, Extra Deep Drawers**  
 IN LEGRABOX R-DESIGN

## The *Signature* Collection

Quintessentially Masterclass, The Signature Collection is so much more than a range of highly desirable and iconic pieces of furniture. It is a lifestyle choice, committed to giving you the best possible experience when selecting what goes into your new kitchen.

A range of innovative, design-led storage solutions that are not only practical but beautifully bespoke in appearance. Which one will be your favourite?



*Sideboard*  
IN HAMPTON LAVA



*Sideboard with Media Shelf*  
IN SUTTON AUTUMN BLUSH

## The *Living* Collection

The Living Collection is a range of freestanding furniture that enables you to connect seamlessly and complement the furniture between your kitchen and other areas of your home. It is all about creating your own style, perfect for multi-functional, family homes that embody today's demand for open plan living.







### *Get the look*

With ever changing trends and so many different things to take into consideration, we have carefully set out to create a brochure that is full of inspiration and design ideas, which will allow you to discover your dream kitchen.

To achieve your desired look, let us walk you through a variety of combinations that bring together colour, texture and design elements in ways that will set your kitchen apart. After all, we have spent nearly 50 years honing our craft and perfecting our range. Rest assured, you are in safe hands.

Discover a wide range of mix and match design options within each colour palette, including warming woods, striking stone and marble effect ranges, and modern flat slab-styled kitchens. You can then select the perfect storage and design features for your kitchen from the Signature & Living Collections at the back of the brochure.

## Let's talk about colour...

### CHOOSING YOUR PERFECT COLOUR, TEXTURE AND FINISH

We have created a diverse colour palette that allows you to reflect your personality within your new kitchen.

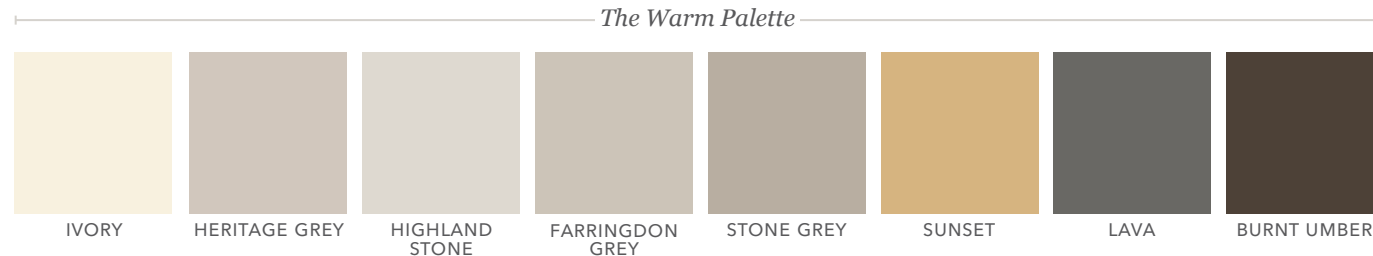
**Step 1** - Our Warm and Cool colour palettes offer you the perfect starting point for your journey. Choose to design a neutral scheme by mixing, matching or contrasting your favourite warm or cool colour tones, or alternatively, style your kitchen using your favourite base colour and add an accent colour, textured finish, or both to pack a punch.

**Step 2** - Be bold and embrace your favourite accent colour, which will add a real sense of flair and excitement into your design. It's a perfect way to personalise your new kitchen and ensure your kitchen stands out from the crowd.

**Step 3** - Finally, choose to add another dimension to the kitchen by introducing a textured element to the design such as stone, marble, timber or a metallic effect finish, which will add a real sense of glamour. A number of these are also available as matching work surfaces, splashbacks and upstands, as shown in the range finder at the back of the brochure.

## Step 1

*Choose your base tone*



## Step 2

*Introduce an accent colour*








# Step 3

Add some texture

## Striking Stones and Marbles




SILVER OXIDE



COPPER OXIDE




PORCELANA  
GOLD



PORCELANA  
SILVER



URBAN SUEDE



LEVANTE  
MARBLE



CARRARA  
MARBLE



ARCTIC FROST

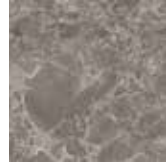


SILVER SHADOW

## Striking Stones and Marbles



STORM CLOUD




EARTH STONE



TRUFFLE PIETRA



MIDNIGHT  
PIETRA



RUSTIC LEATHER

## Warming Woods



PORTLAND OAK



HENLEY OAK




DRIFTWOOD



TUSCAN  
WALNUT



HOXTON OAK



RECLAIMED  
OAK



WASHED OAK



MAYFIELD OAK



FARMHOUSE  
OAK

## Warming Woods



FLORENCE OAK



ALASKAN OAK


## Magical Metallics



ALUMINIUM



TITANIUM



BRONZE



COPPER



BRASS



# Explore... *The Warm Palette*

THE WARM PALETTE IS THE PERFECT STARTING POINT TO CREATE A PLEASANT AND STYLISH DESIGN. MIX COLOURS SUCH AS HIGHLAND STONE AND LAVA TO CREATE A NEUTRAL, YET STRIKING LOOK WITHIN A STATEMENT TWO-TONE KITCHEN. ALTERNATIVELY, CHOOSE A BASE TONE AND THEN LAYER WITH ONE OF OUR MORE VIBRANT COLOURS AND ADD TEXTURE TO GIVE A BOLD, YET COHESIVE LOOK.





*Get the look...*

*Lumina Highland Stone*  
HIGH GLOSS FLAT SLAB DOOR

*Madoc Urban Suede*  
STONE EFFECT FLAT SLAB DOOR

*Milano Arctic Frost*  
STONE EFFECT WORKTOP

*Metalix Bronze*  
METALLIC HANDLE RAIL

*Portland Oak*  
WINE RACK



*The Signature Collection*  
*Stacked Wine Rack*  
PORTLAND OAK



*The Warm Palette*  
MIX AND MATCH



*Get the look...*

*Sutton Burnt Umber*  
SILK FLAT SLAB DOOR

*Ligna Farmhouse Oak*  
WOOD EFFECT DOOR AND  
MATCHING WORKTOP

*Lumina Highland Stone*  
HIGH GLOSS FLAT SLAB DOOR

*Milano Arctic Frost*  
STONE EFFECT DOOR AND WORKTOP

*Metalix Bronze*  
METALLIC SPLASHBACK AND HANDLE RAIL







*Get the look...*

*Melrose Lava*  
INFRAME EFFECT FLAT SLAB DOOR

*Melrose Highland Stone*  
INFRAME EFFECT FLAT SLAB DOOR

*Milano Earth Stone*  
STONE EFFECT WORKTOP

*Ligna Florence Oak*  
WOOD EFFECT WORKTOP

*Metalix Titanium*  
METALLIC SPLASHBACK AND HANDLE RAIL







*Get the look...*


*Sutton Highland Stone*  
SILK FLAT SLAB DOOR

*Sutton Autumn Blush*  
SILK FLAT SLAB DOOR

*Milano Carrara Marble*  
MARBLE EFFECT WORKTOP

*Stone Grey*  
SILK PAINTED HANDLE RAIL

*Portland Oak*  
LIVING COLLECTION CABINETY



*The Warm Palette*  
MIX AND MATCH



*Get the look...*

*Sutton Highland Stone*  
SILK FLAT SLAB DOOR

*Madoc Henley Oak*  
WOOD EFFECT FLAT SLAB DOOR

*Milano Rustic Leather*  
STONE EFFECT WORKTOP

*Metalix Brass*  
METALLIC SPLASHBACK AND HANDLE RAIL



*Under Cabinet Lighting*  
IN MADOC HENLEY OAK



*The Signature Collection*  
*Sliding Door Cabinets*  
IN MADOC HENLEY OAK





*Get the look...*

*Hampton Highland Stone*  
SILK PAINTED FLAT SLAB DOOR  
WITH MATCHING HANDLE RAIL

*Hampton Farringdon Grey*  
SILK PAINTED FLAT SLAB DOOR  
WITH MATCHING HANDLE RAIL

*Milano Silver Shadow*  
STONE EFFECT WORKTOP

*Ligna Farmhouse Oak*  
WOOD EFFECT WORKTOP





*The Warm Palette*  
MIX AND MATCH




*Get the look...*

*Madoc Reclaimed Oak*  
WOOD EFFECT FLAT SLAB DOOR

*Milano Levante Marble*  
MARBLE EFFECT WORKTOP

*Portland Oak*  
WINE RACK

*Farringdon Grey*  
SILK PAINTED HANDLE RAIL



The *Signature* Collection  
*Stacked Wine Rack*  
PORTLAND OAK







*Get the look...*

*Larna Highland Stone*  
PAINT EFFECT FLAT SLAB DOOR

*Milano Levante Marble*  
MARBLE EFFECT WORKTOP

*Stone Grey*  
SILK PAINTED HANDLE RAIL



LINEA

The *Signature* Collection

*1.8m Wide Drawers*  
LARNA HIGHLAND STONE



*Be Inspired by our Real Kitchens*

Take a look at how this customer used The Warm Palette in their kitchen scheme. As seen in **KBB Magazine**.

Visit our website to see more inspirational Real Kitchens.







*Be Inspired by our Real Kitchens*

Take a look at how this customer used The Warm Palette in their kitchen scheme.

Visit our website to see more inspirational Real Kitchens.









# Explore... *Blissful Blues*

PERFECT WHEN USED AS AN ACCENT, BLISSFUL BLUES CAN ADD DRAMA WHEN MIXED WITH WOODGRAIN AND STONE FINISHES, SUCH AS LIGNA AND MILANO. ENHANCE THE NATURAL APPEAL OF A PROPERTY BY OPTING FOR WINDSOR BLUE OR OXFORD BLUE AND REALLY MAKE A STATEMENT!







*Get the look...*

*Sutton Heather Slate*  
SILK FLAT SLAB DOOR

*Milano Carrara Marble*  
MARBLE EFFECT WORKTOP AND  
MATCHING SPLASHBACK

*Ligna Mayfield Oak*  
WOOD EFFECT WORKTOP

*Metalix Brass*  
METALLIC SPLASHBACK AND HANDLE RAIL






*Get the look...*

*Sutton Heather Slate*  
SILK FLAT SLAB DOOR

*Milano Carrara Marble*  
MARBLE EFFECT WORKTOP AND  
MATCHING SPLASHBACK

*Metalix Brass*  
METALLIC SPLASHBACK AND HANDLE RAIL



LINEA

The *Signature* Collection

*2m Wide Wall Cabinet*  
SUTTON HEATHER SLATE





*Get the look...*

*Hampton Oxford Blue*  
SILK PAINTED FLAT SLAB DOOR  
WITH MATCHING HANDLE RAIL

*Ligna Mayfield Oak*  
WOOD EFFECT WORKTOP

*Milano Levante Marble*  
MARBLE EFFECT WORKTOP



*Blissful Blues*  
MIX AND MATCH

The *Signature* Collection

*Floating Island*

HAMPTON OXFORD BLUE WITH LIGNA MAYFIELD OAK



Get the look...

**Sutton Inkwell**  
SILK FLAT SLAB DOOR

**Sutton Farringdon Grey**  
SILK FLAT SLAB DOOR AND  
MATCHING HANDLE RAIL

**Milano Carrara Marble**  
MARBLE EFFECT WORKTOP



*Blissful Blues*  
MIX AND MATCH



*Be Inspired by our Real Kitchens*

Take a look at how this customer used Blissful Blues in their kitchen scheme.

Visit our website to see more inspirational Real Kitchens.





*Blissful Blues*  
MIX AND MATCH

*H Line Hampton*  
LIGHT BLUE WITH PORTLAND OAK HANDLE RAIL

*Be Inspired by our Real Kitchens*

Take a look at how this customer used Blissful Blues in their kitchen scheme. As seen in **Good Homes Magazine**.

Visit our website to see more inspirational Real Kitchens.





*H Line Hampton*

OXFORD BLUE WITH SCOTS GREY AND OXFORD BLUE HANDLE RAIL



*Be Inspired by our Real Kitchens*

Take a look at how this customer used Blissful Blues in their kitchen scheme. As seen in **Designer Magazine**.

Visit our website to see more inspirational Real Kitchens.

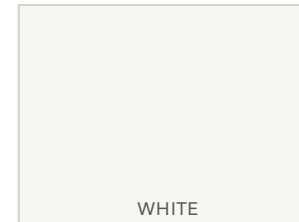




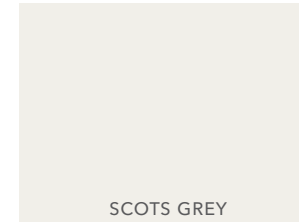
*H Line Hampton and Ligna*  
OXFORD BLUE AND MAYFIELD OAK WITH OXFORD BLUE HANDLE RAIL

# Explore... *The Cool Palette*


THE COOL PALETTE IS FABULOUSLY VERSATILE AND LENDS ITSELF TO MANY DIFFERENT LOOKS. MAKE A REAL STATEMENT AND CHOOSE TO GO SUPER DARK OR CONSIDER SCOTS GREY, MIXED WITH A TEXTURED FINISH SUCH AS MILANO LEVANTE MARBLE, FOR A CALM AND COOL IMPACT!



WHITE




SCOTS GREY




LIGHT GREY



DUST GREY



GRAPHITE



ONYX







*Get the look...*

*Amalfi Onyx*

SMOOTH LACQUERED FLAT SLAB DOOR

*Amalfi Sunset*

SMOOTH LACQUERED FLAT SLAB DOOR

*Madoc Driftwood*

WOOD EFFECT FLAT SLAB DOOR

*Onyx*

SMOOTH HANDLE RAIL



*The Cool Palette*  
MIX AND MATCH





*Get the look...*

*Amalfi Onyx*

SMOOTH LACQUERED FLAT SLAB DOOR

*Milano Midnight Pietra*

STONE EFFECT WORKTOP

*Portland Oak*  
CABINETRY

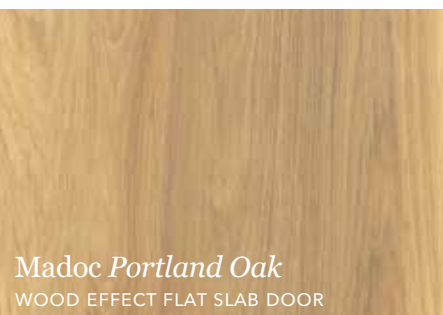


*The Cool Palette*  
MIX AND MATCH



*Get the look...*


*Sutton Scots Grey*  
SILK FLAT SLAB DOOR



*Madoc Portland Oak*  
WOOD EFFECT FLAT SLAB DOOR



*Milano Levante Marble*  
MARBLE EFFECT WORKTOP



*Onyx*  
SMOOTH HANDLE RAIL







*Get the look...*

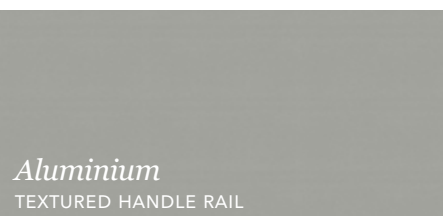
*Sutton Light Grey*  
SILK FLAT SLAB DOOR



*Milano Midnight Pietra*  
STONE EFFECT FLAT SLAB DOOR



*Milano Levante Marble*  
MARBLE EFFECT WORKTOP



*Aluminium*  
TEXTURED HANDLE RAIL









*Get the look...*

*Hampton Scots Grey*  
SILK PAINTED FLAT SLAB DOOR

*Deco Silver Oxide*  
STONE EFFECT FLAT SLAB DOOR

*Milano Levante Marble*  
MARBLE EFFECT WORKTOP

*Onyx*  
SMOOTH HANDLE RAIL






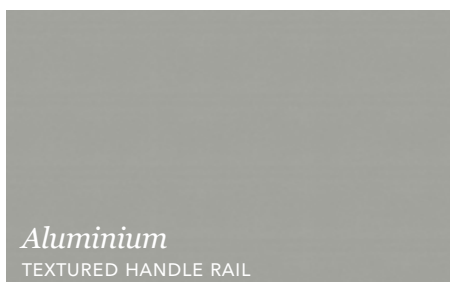
*Get the look...*



*Larna Graphite*  
PAINT EFFECT FLAT SLAB DOOR



*Milano Midnight Pietra*  
STONE EFFECT WORKTOP



*Aluminium*  
TEXTURED HANDLE RAIL



The *Living* Collection  
*Sideboard*  
LARNA GRAPHITE





*Get the look...*

*Sutton Light Grey*  
SILK FLAT SLAB DOOR

*Deco Porcelana Silver*  
STONE EFFECT FLAT SLAB DOOR

*Milano Levante Marble*  
MARBLE EFFECT WORKTOP

*Aluminium*  
TEXTURED HANDLE RAIL



*The Cool Palette*  
MIX AND MATCH





*Get the look...*

*Sutton Dust Grey*  
SILK FLAT SLAB DOOR

*Milano Levante Marble*  
MARBLE EFFECT WORKTOP

*Aluminium*  
TEXTURED HANDLE RAIL





*Be Inspired by our Real Kitchens*

Take a look at how this customer used The Cool Palette in their kitchen scheme. As seen in **Good Homes Magazine**.

Visit our website to see more inspirational Real Kitchens.







*H Line Sutton Graphite*  
WITH PORTLAND OAK PLINTH AND CABINETRY

*Be Inspired by our Real Kitchens*

Take a look at how this customer used The Cool Palette in their kitchen scheme.

Visit our website to see more inspirational Real Kitchens.







*H Line Sutton*  
SCOTS GREY WITH ALUMINIUM HANDLE RAIL



*Be Inspired by our Real Kitchens*

Take a look at how this customer used The Cool Palette in their kitchen scheme.

Visit our website to see more inspirational Real Kitchens.





*H Line Hampton and Ligna*

GRAPHITE AND MAYFIELD OAK WITH PORTLAND OAK HANDLE RAIL

# Explore... *Ravishing Reds*

CONSIDER A SOFT SHADE THAT EXUDES WARMTH, SUCH AS AUTUMN BLUSH, OR GO FOR SOMETHING COMPLETELY DIFFERENT AND OPT FOR A HINT OF CLARET TO ADD A SPLASH OF WARM COLOUR TO YOUR NEW KITCHEN SCHEME.







*Get the look...*

*Sutton Autumn Blush*

SILK FLAT SLAB DOOR WITH BIRCH PLY EDGE

*Sutton White*

SILK FLAT SLAB DOOR WITH BIRCH PLY EDGE

*Milano Levante Marble*

MARBLE EFFECT WORKTOP

*White*

SILK PAINTED HANDLE RAIL



*Birch Ply Edging*

SHOWN IN SUTTON AUTUMN BLUSH



*The Signature Collection*

*Legrabox R-Design Drawers*

FEATURING STAINLESS STEEL SIDES AND ANTHRACITE LINEN INSERTS







*Get the look...*

*Sutton Autumn Blush*

SILK FLAT SLAB DOOR WITH MATCHING EDGE

*Sutton Highland Stone*

SILK FLAT SLAB DOOR WITH MATCHING EDGE

*Portland Oak*

TEXTURED HANDLE RAIL



The *Signature* Collection

*Floating Cabinets*


SUTTON HIGHLAND STONE AND PORTLAND OAK HANDLE RAIL

*Ravishing Reds*  
MIX AND MATCH



# Explore... *Glorious Greens*


CURIOUS ABOUT HOW TO MAKE THIS TRENDY HUE WORK FOR YOUR SPACE? LOOK NO FURTHER. THIS PALETTE PROVES THAT GREEN IS ONE OF THE MOST VERSATILE COLOUR OPTIONS THERE IS!




BISCUIT



SAGE GREEN



OLIVE



NEW FOREST



HUNTER GREEN







*Get the look...*

*Sutton New Forest*

SILK FLAT SLAB DOOR WITH BIRCH PLY EDGE

*Sutton Highland Stone*

SILK FLAT SLAB DOOR WITH BIRCH PLY EDGE

*Milano Levante Marble*

MARBLE EFFECT WORKTOP

*Portland Oak*

FLOATING SHELVES AND  
TEXTURED HANDLE RAIL



*Glorious Greens*  
MIX AND MATCH





*Get the look...*



*Hampton New Forest*  
SILK PAINTED FLAT SLAB DOOR



*Milano Silver Shadow*  
STONE EFFECT WORKTOP





*Be Inspired by our Real Kitchens*

Take a look at how this customer used Glorious Greens in their kitchen scheme.

Visit our website to see more inspirational Real Kitchens.







*H Line Sutton and Ligna*  
NEW FOREST WITH HIGHLAND STONE AND MAYFIELD OAK



## The *Signature* Collection

### *Beauty is more than skin deep*

Quintessentially Masterclass, The Signature Collection is so much more than a range of highly desirable and iconic pieces of furniture. It is a lifestyle choice, committed to giving you the best possible experience when selecting what goes into your new kitchen.

A range of innovative and iconic, design-led storage solutions that are not only practical but beautifully bespoke in appearance. Which one will be your favourite?



## SPACETOWER

### Internal Drawer Larder

If you want the ultimate kitchen storage, look no further than SpaceTower. One of the main benefits is the easy access from every angle – you can reach every item with complete ease. Perfect for the modest kitchen that needs to maximise storage space.

- ✓ Included internal lighting, as standard
- ✓ 1857mm, 2002mm and 2182mm height options




- ✓ Lifetime guarantee on all Blum moving parts

### Width Options

300MM (SLIMLINE)	400MM (SLIMLINE)	500MM (SLIMLINE)
600MM (SLIMLINE)	800MM	900MM
1000MM		

### Colour Options



ANTHRACITE  
LINEN



SLIMLINE SPACETOWER, IN LEGRABOX R-DESIGN WITH STAINLESS STEEL SIDES AND ANTHRACITE LINEN INTERNALS



SLIMLINE SPACETOWER, IN LEGRABOX R-DESIGN WITH STAINLESS STEEL SIDES AND ANTHRACITE LINEN INTERNALS

## MAGNASPACE

### *The Pull-Out Larder*

A storage system that is strong, versatile and flexible. MagnaSpace will carry vastly more weight than alternative wirework systems and suit the needs of the most demanding of spaces and the most discerning of customers.

- ✓ Perfect for the meticulous organiser who desires all their essentials to be in one easy-to-reach place
- ✓ 1250mm, 1857mm, 2002mm, 2182mm tall height options




- ✓ Lifetime guarantee on all Blum moving parts

### *Base and Tall Width Options*

150MM (BASE ONLY)	300MM	400MM
500MM	600MM	

### *Colour Options*



ANTHRACITE  
LINEN



MAGNASPACE IN LEGRABOX R-DESIGN WITH STAINLESS STEEL SIDES AND ANTHRACITE LINEN INTERNALS



LEGRABOX R-DESIGN WITH STAINLESS STEEL SIDES AND ANTHRACITE LINEN INTERNALS

LINEA

LINEAPLUS

### Widest Drawer and Wall Units

Create a stunning modern design with our widest ever cabinets. Available up to 2 meters wide, Linea base and lift up wall cabinets allow you to create an individual stand out design within your kitchen. LineaPlus are the widest, deepest drawers on the market. They have to be seen to be believed!

✓ Available ranges: Amalfi, Deco, Hampton, Larna, Ligna, Lumina, Madoc, Melrose, Sutton. *Metalix and Milano* are available up to 1.2m wide



✓ Lifetime guarantee on Blum all moving parts

### Width Options

1200MM

1600MM

1800MM

2000MM

### Linea Drawer Box Options

LEGRABOX  
R-DESIGN



LINEAPLUS IN LEGRABOX R-DESIGN WITH 140KG WEIGHT CAPACITY



LINEA BOTTOM DRAWER



LINEAPLUS IN LEGRABOX R-DESIGN WITH 140KG WEIGHT CAPACITY





LINEA UP AND OVER WALL CABINETS



LINEA BI-FOLD WALL CABINETS



LINEA UP AND OVER WALL CABINETS



LINEA LIFT UP WALL CABINETS

## VELABIN

### Integrated Bin System

The VelaBin is sure to make light work of your kitchen recycling. Featuring an efficient carbon bio filter lid\* that prevents any unwanted odours from escaping and the beautiful finish means that there is no unsightly wirework to be seen.

- ✓ Perfect for the waste conscious household
- ✓ Boasts the heaviest load and largest capacity on the market
- ✓ One bin system can house all of your recycling needs



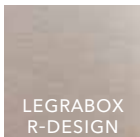
- ✓ Lifetime guarantee on all Blum moving parts

\*Not available as standard with the 600mm 64L bin system.

### Width Options

400MM	500MM	600MM
600MM (EXTRA DEEP)	700MM	800MM

### Drawer Box Options



VELABIN, 600MM WIDE, IN LEGRABOX R-DESIGN. 64L OF WASTE STORAGE WITH 32L OF ADDITIONAL CABINET STORAGE



VELABIN. 700MM WIDE, IN LEGRABOX R-DESIGN. 80L OF WASTE STORAGE AND 68L OF ADDITIONAL CABINET STORAGE WITH 70KG WEIGHT CAPACITY



### *Cabinets with Sliding Doors*

Our sliding door cabinets are a great alternative to standard doors. The side-to-side mechanism stops doors protruding into walking spaces and soft close makes them a pleasure to use. They come with the benefit of internal lighting for added practicality and a wow factor that will bring a unique look to your home.

- ✓ Perfect for tight spaces and a minimalist design
- ✓ Included internal lighting, as standard
- ✓ Available ranges: Larna, Deco, Madoc, Milano and Ligna



- ✓ Lifetime guarantee on all Blum moving parts

### *Height Options*

288MM	360MM
575MM	720MM

### *Width Options*

1200MM	1600MM
1800MM	2000MM



OPTIONAL INTEGRATED UNDER CABINET LIGHTING



INCLUDED INTERNAL LIGHTING, AS STANDARD

### Drawer Finish Options

Key features you must know about our drawer options:

- ✓ Legrabox R-Design holds 40kg in a standard drawer and 70kg in pan drawer
- ✓ Feather light glide with soft-close as standard
- ✓ Available to mix and match with Portland Oak and Tuscan Walnut accessories, such as cutlery inserts



- ✓ Lifetime guarantee on all Blum moving parts

### Eleven Cabinet Colour Options

WHITE	IVORY	MUSSEL
SCOTS GREY	LIGHT GREY	HERITAGE GREY
HIGHLAND STONE	STONE GREY	LITHIUM GRAPHITE
PORTLAND OAK	TUSCAN WALNUT	



LEGRABOX R-DESIGN WITH INTERNAL DRAWER AND ANTHRACITE LINEN INSERTS



LEGRABOX R-DESIGN



PORTLAND OAK CUTLERY INSERTS FOR LEGRABOX R-DESIGN



TUSCAN WALNUT CUTLERY INSERTS FOR LEGRABOX R-DESIGN



*Modern Island Designs*



SUTTON SCOTS GREY WITH MADOC PORTLAND OAK AND GRAPHITE HANDLE RAIL



FLOATING ISLAND IN HAMPTON OXFORD BLUE WITH LIGNA MAYFIELD OAK



MILANO CARRARA MARBLE ISLAND WITH LIGNA MAYFIELD OAK BREAKFAST BAR



ISLAND WITH MILANO EARTH STONE WORKTOPS

## Utility and Laundry Room Organisation

Whilst the kitchens are the heart of our homes, utility rooms provide a practical workstation for the house, a dedicated area for laundry and space for other messy household chores. A well-planned utility room caters for washing baskets, ironing boards and vacuum cleaners. Our brand-new internal divider with dedicated ironing board storage ensures everything is perfectly stored when not in use.

- ✓ Dedicated ironing board storage
- ✓ Available for 500mm and 600mm cabinet widths
- ✓ Available for 2002mm and 2182mm larder heights



- ✓ Lifetime guarantee on all Blum moving parts

Visit our website to find out more.







*Modern Design Features*



SUTTON AUTUMN BLUSH WITH BIRCH PLY EDGE



OPEN SHELVING WITH GLASS SHELVING



FEATURE SPLASHBACK WITH MATCHING DOOR AND WORKTOP



LUMINA WITH 'DUO' GLASS EFFECT EDGE



CORNER CABINET WITH FLYOVER SHELVES

*Modern Design Features*







## The *Living* Collection

### *Enhance your home*

The Living Collection is a range of freestanding furniture that enables you to connect seamlessly and complement the furniture between your kitchen and other areas of your home. It is all about creating your own style, perfect for multi-functional, family homes that embody today's demand for open plan living.

## Classic Configurations

Extend our timeless, classically styled kitchen furniture into your living spaces with our Classic freestanding furniture collection. Available in our Hampton, Marlborough or Melrose silk finish doors – you'll be spoilt for choice with our carefully selected palette of 25 painted colours.

Choose from the following width options: 500mm, 600mm, 800mm, 900mm, 1000mm, 1200mm (2 x 600mm drawers), 1500mm (3 x 500mm)



MARLBOROUGH LAVA SIDEBOARD WITH PORTLAND OAK



MARLBOROUGH HUNTER GREEN SIDE TABLE



MARLBOROUGH LAVA TALL DRESSER WITH OPEN SHELVES IN PORTLAND OAK

## Freestanding Options



OPEN COFFEE TABLE  
(HEIGHT 478MM)



COFFEE TABLE  
(HEIGHT 478MM)



SIDE TABLE  
(HEIGHT 766MM)



SIDEBOARD  
(HEIGHT 766MM)



SIDEBOARD WITH MEDIA SHELF  
(HEIGHT 766MM)



MID-HEIGHT DRESSER  
(HEIGHT 1396MM)



MID HEIGHT DRESSER WITH OPEN SHELVES  
(HEIGHT 1396MM)




TALL DRESSER  
(HEIGHT 1702MM)



TALL DRESSER WITH OPEN SHELVES  
(HEIGHT 1702MM)

## Colour Options



WHITE



SCOTS GREY




LIGHT GREY



DUST GREY



GRAPHITE



IVORY



HERITAGE GREY



HIGHLAND STONE



FARRINGDON GREY



STONE GREY



LAVA



LIGHT BLUE



POWDER BLUE



COASTAL MIST



WINDSOR BLUE



OXFORD BLUE



BISCUIT



SAGE GREEN



OLIVE



NEW FOREST



HUNTER GREEN



WISTERIA



MULBERRY




VINTAGE ROSE




CLARET

*Cabinet and Worktop Options*



PORTLAND OAK



TUSCAN WALNUT

## Modern Configurations

Create a seamlessly sleek look throughout your home with our modern freestanding furniture. Our modern configurations are available in six of our wonderful modern doors - Deco, Larna, Ligna (Mayfield Oak only), Lumina, Madoc and Sutton.

Choose from the following width options: 500mm, 600mm, 800mm, 900mm, 1000mm, 1200mm (2 x 600mm drawers), 1500mm (3 x 500mm)



LIGNA MAYFIELD OAK COFFEE TABLE



LARNA GRAPHITE SIDEBOARD



SUTTON AUTUMN BLUSH SIDEBOARD WITH MEDIA SHELF

## Freestanding Options



COFFEE TABLE



SIDEBOARD



SIDEBOARD WITH MEDIA SHELF

## Colour Options


CABINET COLOUR	CABINET COLOUR	CABINET COLOUR		CABINET COLOUR	CABINET COLOUR	CABINET COLOUR	CABINET COLOUR	CABINET COLOUR	
WHITE SILK OR GLOSS	SCOTS GREY SILK, GLOSS OR GRAINED	LIGHT GREY SILK, GLOSS OR GRAINED	DUST GREY SILK	GRAPHITE SILK, GLOSS OR GRAINED	IVORY GLOSS	MUSSEL	HERITAGE GREY SILK OR GLOSS	HIGHLAND STONE SILK, GLOSS OR GRAINED	FARRINGTON GREY SILK, GLOSS OR GRAINED
CABINET COLOUR									
STONE GREY SILK, GLOSS OR GRAINED	BURNT UMBER SILK	COASTAL MIST SILK	INKWELL SILK	HEATHER SLATE SILK	NUTMEG GLOSS	NEW FOREST SILK	AUTUMN BLUSH SILK		
SILVER OXIDE	COPPER OXIDE	PORCELANA SILVER	PORCELANA GOLD	HENLEY OAK	PORTLAND OAK	MAYFIELD OAK	TUSCAN WALNUT	DRIFTWOOD	HOXTON OAK
RECLAIMED OAK	URBAN SUEDE								



### *The Media Centre*

Add a sleek Media Centre to your open-plan living scheme to integrate beautiful storage into your living area. Choose to match or contrast with your kitchen design and create a truly harmonious design.

Speak to your nearest retailer about further personalising your space by adding a Media Centre into your design.



### *Choose boldly. Why not?*

We have taken you on a journey of colour, texture and finish. Along the way, we have explored how to mix and match different shades to create design statements that are personal to you. Maybe you've already found your winning colour combination. Was it our Warm Greys that caught your attention, or did you perhaps find yourselves captivated by our Blissful Blues?

There's no need to worry if you haven't yet found the dream combination to stop you in your tracks. The following pages will allow you to view all of our kitchen ranges, as well as the compelling colour and texture options we have available.

Choose your colour. Choose your finish. **Choose Masterclass.**

## Larna




- MFC flat slab door
- Horizontal grain paint effect to front and back of door
- 1mm ABS edging
- 18mm thick flat slab door



SCOTS GREY




LIGHT GREY




HIGHLAND STONE



FARRINGTON GREY



STONE GREY



GRAPHITE

2

## Ligna



- MFC flat slab door
- 18mm thick with matching decor front and back
- 1mm matching ABS edge



FLORENCE OAK



WASHED OAK



ALASKAN OAK



MAYFIELD OAK



FARMHOUSE OAK

**LIGNA**  
ALSO AVAILABLE:

- ✓ Matching splashbacks
- ✓ Matching upstands
- ✓ Matching 40mm cut and edged worktops

2


## Lumina




- 18mm MDF flat slab door
- High gloss acrylic face
- 1mm radius to external edges
- The reverse of the door has a textured finish
- Matching ABS solid edging
- Choose from a matching or 'duo' glass effect edge



WHITE



SCOTS GREY



LIGHT GREY



GRAPHITE



IVORY



HERITAGE GREY



HIGHLAND STONE



STONE GREY



NUTMEG



MATCHING ABS EDGE



'DUO' GLASS EFFECT EDGE

2/3



## Madoc



- MFC flat slab door
- Vertical grain structure to front and back
- 1mm matching ABS edge, PUR glued
- 18mm thick flat slab door



PORTLAND OAK



HENLEY OAK



TUSCAN WALNUT




HOXTON OAK



DRIFTWOOD




RECLAIMED OAK



URBAN SUEDE

2


## Sutton



- MDF core flat slab door
- 'Silk' finished cold pressed front face
- 1mm 'Silk' ABS edging
- 1mm soft radius corners and edges
- The door has a matching reverse
- Doors and drawers 18.5mm thick
- Choose from a matching or Birch Ply effect edge



WHITE



SCOTS GREY



LIGHT GREY



DUST GREY



GRAPHITE



HERITAGE GREY




HIGHLAND STONE



FARRINGTON GREY



STONE GREY



BURNT UMBER



COASTAL MIST



INKWELL



HEATHER SLATE




NEW FOREST



AUTUMN BLUSH



MATCHING ABS EDGE



BIRCH PLY EFFECT EDGE

2

## Deco




- MFC flat slab door
- 18mm thick with lifelike decor to the front and a smooth back
- 1mm ABS edging



SILVER OXIDE



COPPER OXIDE




PORCELANA SILVER



PORCELANA GOLD

3

## Hampton




5

- MDF slab door
- Painted in a super smooth 'Silk' polyester paint to front, back and all edges
- Doors and drawers 18mm thick

WHITE	SCOTS GREY	LIGHT GREY	DUST GREY	GRAPHITE	IVORY	HERITAGE GREY	HIGHLAND STONE	FARRINGTON GREY
STONE GREY	LAVA	LIGHT BLUE	POWDER BLUE	COASTAL MIST	WINDSOR BLUE	OXFORD BLUE	BISCUIT	SAGE GREEN
OLIVE	NEW FOREST	HUNTER GREEN	WISTERIA	MULBERRY	VINTAGE ROSE	CLARET		

## Oxwich




5

- MDF slab door
- Painted in a polyester paint to front, back and all edges
- Vertical grain texture
- Doors and drawers 18mm thick

WHITE	SCOTS GREY	LIGHT GREY	DUST GREY	GRAPHITE	IVORY	HERITAGE GREY	HIGHLAND STONE	FARRINGTON GREY
STONE GREY	LAVA	LIGHT BLUE	POWDER BLUE	COASTAL MIST	WINDSOR BLUE	OXFORD BLUE	BISCUIT	SAGE GREEN
OLIVE	NEW FOREST	HUNTER GREEN	WISTERIA	MULBERRY	VINTAGE ROSE	CLARET		

## Amalfi



- A smooth, velvet-to-touch, lacquered flat slab door
- 1mm ABS edge
- Melamine finish to the reverse
- Doors and drawers are 18.6mm thick
- Stain resistant and easy to clean



SUNSET



ONYX

5

## Melrose




- MDF slab door with small groove detail forming a 28mm wide 'inframe' effect to doors and drawers
- Painted in a super smooth 'Silk' polyester paint to front, back and all edges
- Doors and drawers 18mm thick



WHITE



SCOTS GREY




LIGHT GREY



DUST GREY




GRAPHITE



IVORY



HERITAGE GREY



HIGHLAND STONE



FARRINGTON GREY



STONE GREY



LAVA



LIGHT BLUE



POWDER BLUE



COASTAL MIST



WINDSOR BLUE



OXFORD BLUE



BISCUIT



SAGE GREEN



OLIVE



NEW FOREST



HUNTER GREEN



WISTERIA



MULBERRY



VINTAGE ROSE



CLARET

6



## Milano



- MDF flat slab door
- 18mm frontage decor laminated front and reverse (19.2mm finished size)
- 1mm ABS edging



ARCTIC FROST



SILVER SHADOW




RUSTIC LEATHER




LEVANTE MARBLE




CARRARA MARBLE




EARTH STONE



STORM CLOUD



TRUFFLE PIETRA



MIDNIGHT PIETRA

**MILANO**  
ALSO AVAILABLE:

- ✓ Matching splashbacks
- ✓ Matching upstands
- ✓ Matching 20mm cut and edged worktops

6


## Metalix




- MDF flat slab door
- 18mm core with silver laminated reverse (19.2mm finished size)
- Laminated front finished with aluminium metallic foil with vertical brushed effect
- 1mm 3D metallic finish edging



ALUMINIUM



TITANIUM



BRONZE



COPPER



BRASS

**METALIX**  
ALSO AVAILABLE:

- ✓ Matching splashbacks
- ✓ Matching upstands

7



## Perfect Pairings

### PERSONALISE YOUR HANDLE RAIL

The very definition of a true handleless kitchen is its handle rail, it's what gives your kitchen the wow factor. H Line has more personalisation options than ever before. Pick one of our many handle rail colour options to complement your kitchen, or a contrasting colour to make a real design statement.

#### Silk Painted Handle Rail Options



#### Smooth and Textured Handle Rail Options



#### Metallic Handle Rail Options







CLARET SILK PAINTED HANDLE RAIL



BRASS METALLIC HANDLE RAIL



ONYX SMOOTH HANDLE RAIL



TITANIUM METALLIC HANDLE RAIL



STONE GREY SILK PAINTED HANDLE RAIL



BRONZE METALLIC HANDLE RAIL



PORTLAND OAK TEXTURED HANDLE RAIL

## Thinking inside of the box

### OUR CABINETRY

How we live in our homes is evolving. Space-saving and easy to use storage solutions remain at the top of our wish lists, so we have torn up the rule book and opened the door to new opportunities.

Our cabinets are easy to use and offer you more space. By eliminating the need for old fashioned centre posts that appear inside most kitchen cabinets, we maximise every bit of available space and have increased the storage capacity by up to 30%!

Why not take a look at your current kitchen to fully appreciate the aesthetic and practical benefits that our market leading cabinetry can bring to your home?




✓ Lifetime guarantee on all Blum moving parts



✓ 10-year warranty on cabinetry



✓ 3-year warranty on door frontages and decor panels



#### *No Centre Post*

INCREASED SPACE, EASY ACCESS TO THE FULL WIDTH OF THE CABINET AND MORE USER FRIENDLY

#### *Deeper Cabinets*

OUR STANDARD WALL CABINETS OFFER 30% MORE STORAGE CAPACITY

#### *Cabinet Rigidity*

THE ALUMINIUM PROFILE PROVIDES ADDED STABILITY



#### *Solid Cabinets*

OUR CABINETS ARE BUILT TO LAST, WITH 18MM TOP AND BACK PANELS FOR ADDED STRENGTH AND STABILITY

#### *No Centre Post*

INCREASED SPACE, EASY ACCESS TO THE FULL WIDTH OF THE CABINET AND MORE USER FRIENDLY

#### *Deeper Cabinets*

OUR STANDARD BASE CABINETS OFFER 17% MORE USEABLE SHELF SPACE

#### *Streamlined Hinge*

SUPERIOR INLINE HINGE PLATE NOW OFFERS AN IMPROVED AESTHETIC VIEW

#### *Cabinet Stability*

SIX CABINET LEGS WITH SUPERIOR FIXINGS FOR INCREASED CABINET STRENGTH





## *Range Finder*

AMALFI	52, 53, 54, 55
DECO	60, 61, 64, 65
HAMPTON	24, 25, 40, 41, 60, 61, 84, 85
LARNA	28, 29, 62, 63
LIGNA	16, 17, 18, 19, 36, 37, 40, 41
LUMINA	14, 15, 16, 17
MADOC	14, 15, 22, 23, 26, 27, 52, 53, 56, 57
MELROSE	18, 19
METALIX	16, 17, 18, 19, 22, 23, 36, 37, 38, 39
MILANO	16, 17, 18, 19, 22, 23, 36, 37, 38, 39, 58, 59
SUTTON	16, 17, 20, 21, 22, 23, 36, 37, 38, 39, 42, 43, 56, 57, 58, 59, 64, 65, 66, 67, 76, 77, 78, 79, 82, 83



