

**sigma3**

kitchens  
bedrooms  
home office



*The Masterclass Collection*

*Est. 1975*



*Your Dream. Our Kitchen.*





## *Contents*

Get The Look	9
Let's Talk About Colour	10
Blissful Blues	12
The Warm Palette	42
Ravishing Reds	74
The Cool Palette	88
Powerful Purples	122
Glorious Greens	136
The Signature Collection	146
The Living Collection	170
All Ranges And Colours	178
Handle Collection	188
Our Cabinetry	190



*Established 1975 and Made in the UK* 

We've come a long way since we started our journey almost 50 years ago and we are extremely proud of our heritage. What began as a one-man start up using second-hand machinery to manufacture furniture for friends and family, has now evolved into a successful second generation business, with an 80,000 sq. ft. factory and over 230 members of staff.

We believe that you shouldn't have to compromise when it comes to your dream kitchen, that's why our attention to detail and passion for what we do has helped shape our unique and quintessential range of furniture that we offer our customers today.



### *Award Winning Kitchens*

With over 16,000 different cabinet configurations and such a wide and varied range of furniture to choose from, it's no wonder we have picked up some awards along the way.

Choice is at the heart of every Masterclass kitchen design and with 21 ranges, 63 colours and 334 possible combinations to choose from, the journey to creating your dream kitchen begins here...

## *It starts with a conversation*

We only supply our furniture through a network of approved and appointed kitchen specialists, who have the knowledge and skills to ensure you get the very best from your Masterclass Kitchen.

They will ask you to complete a kitchen wish list to highlight all of the things you ideally want from your new kitchen, before creating a design that's right for you, your lifestyle and your budget. Masterclass Kitchens are individually manufactured for each and every one of our customers, so it is unique to you and your individual space.

Find your nearest showroom using our website.



## *Where memories are made*

The kitchen is so much more than just a place to cook. It has fast become the heart of the home and the hub of family life.

Whether it's enjoying breakfast on a sunny morning, relaxing with mid-afternoon tea, or catching up on the days events sharing a meal with family and friends, your Masterclass Kitchen will create memories that will last a lifetime and we hope they will be good ones.

Don't forget to share your very best memories with us on social media.





The  
Connery

The *Signature* Collection  
**Cocktail Cabinet**  
IN TUSCAN WALNUT



The  
Hathaway

The *Signature* Collection  
**Kitchen Pantry**  
IN PORTLAND OAK

## The *Signature* Collection

Quintessentially Masterclass, The Signature Collection is so much more than a range of highly desirable and iconic pieces of furniture. It is a lifestyle choice, committed to giving you the best possible experience when selecting what goes into your new kitchen.

A range of innovative, design led storage solutions that are not only practical but beautifully bespoke in appearance, which one will be your favourite?



*Side Table*

MARLBOROUGH HUNTER GREEN WITH PORTLAND OAK



*Sideboard*

MARLBOROUGH LAVA WITH PORTLAND OAK

## The *Living* Collection

The Living Collection is a range of free standing furniture that enables you to seamlessly connect and complement the furniture between your kitchen and other areas of your home. It is all about creating your own style, perfect for multi-functional, family homes that embody today's demand for open plan living.







### *Get the look*

With ever changing trends and so many different things to take into consideration, we have carefully set out to create a brochure that is full of inspiration and design ideas, which will allow you to discover your dream kitchen.

To achieve your desired look, let us walk you through a variety of combinations that bring together colour, texture and design elements in ways that will set your kitchen apart. After all, we have spent nearly 50 years honing our craft and perfecting our range - so rest assured, you are in safe hands.

Within each colour palette, seamlessly move from classic shaker to modern flat slab styled kitchens. You can then move onto selecting the perfect storage and design features for your kitchen from the Signature & Living Collections found at the back of the brochure.

## Let's talk about colour...

### CHOOSING YOUR PERFECT COLOUR, TEXTURE AND FINISH

We've created a diverse palette so you can make a colour statement that showcases your personality.

- Step 1** - Our Warm and Cool colour palettes offer you the perfect starting point for your journey. Choose to design a neutral scheme by mixing, matching or contrasting your favourite warm or cool colour tones, or alternatively, style your kitchen using your favourite base colour and then add an accent colour, textured finish, or both to really pack a punch.
- Step 2** - Be bold and embrace your favourite accent colour, which will add a real sense of flair and excitement into your design. A perfect way to personalise your new kitchen and ensure your kitchen stands out from the crowd.
- Step 3** - Finally, choose to add another dimension to the kitchen by introducing a textured element to the design such as stone, marble, timber or a metallic effect finish, which will add a real sense of glamour to the project. A number of these are also available as matching work surfaces, splashbacks and upstands, as shown in the range finder at the back of the brochure.







# Step 3

Add some texture

## Striking Stones and Marbles




SILVER OXIDE



COPPER OXIDE




PORCELANA  
GOLD



PORCELANA  
SILVER



URBAN SUEDE



LEVANTE  
MARBLE



CARRARA  
MARBLE



ARCTIC FROST

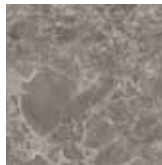


SILVER SHADOW

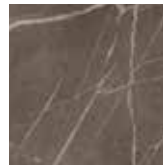


STORM CLOUD

## Striking Stones and Marbles




EARTH STONE



TRUFFLE PIETRA



MIDNIGHT  
PIETRA



RUSTIC LEATHER

## Magical Metallics




ALUMINIUM



TITANIUM



BRONZE



COPPER



BRASS

## Warming Woods




HENLEY OAK



PORTLAND OAK



DRIFTWOOD



TUSCAN  
WALNUT



HOXTON OAK




RECLAIMED  
OAK



WASHED OAK



MAYFIELD OAK



FARMHOUSE  
OAK



FLORENCE OAK

## Warming Woods





ALASKAN OAK



NATURAL OAK

# Explore... *Blissful Blues*

PERFECT WHEN USED AS AN ACCENT, BLISSFUL BLUES CAN ADD DRAMA WHEN MIXED WITH WOODGRAIN AND STONE FINISHES, SUCH AS LIGNA AND MILANO. ENHANCE THE NATURAL APPEAL OF A PROPERTY BY OPTING FOR WINDSOR BLUE, OXFORD BLUE OR INKWELL AND REALLY MAKE A STATEMENT!







Get the look...

*Hatfield Inkwell*  
PAINT EFFECT SHAKER DOOR

*Hatfield Highland Stone*  
PAINT EFFECT SHAKER DOOR

*Milano Arctic Frost*  
STONE EFFECT WORKTOP WITH  
MATCHING UPSTANDS

*Portland Oak*  
CABINETS

*Ligna Mayfield Oak*  
WOOD EFFECT WORKTOP



The *Signature* Collection  
*Crate Drawers*  
IN PORTLAND OAK





Get the look...

Hatfield *Inkwell*  
PAINT EFFECT SHAKER DOOR

Hatfield *Highland Stone*  
PAINT EFFECT SHAKER DOOR

Milano *Arctic Frost*  
STONE EFFECT WORKTOP WITH  
MATCHING UPSTANDS

Portland *Oak*  
CABINERY

Ligna *Mayfield Oak*  
WOOD EFFECT WORKTOP



The *Signature* Collection  
*Crate Larder*  
IN PORTLAND OAK



The *Signature* Collection  
*Plate Rack*  
IN PORTLAND OAK



The *Signature* Collection  
*French Mantle*  
IN HIGHLAND STONE

*Classic Shaker*  
BLISSFUL BLUES

The  
Lansbury

The *Signature* Collection

*Corner Pantry*  
IN PORTLAND OAK



Get the look...

*Solva Coastal Mist*  
ASH PAINTED SHAKER DOOR

*Solva Scots Grey*  
ASH PAINTED SHAKER DOOR

*Milano Levante Marble*  
MARBLE EFFECT WORKTOP

*Ligna Mayfield Oak*  
WOOD EFFECT WORKTOP



MAGNASPACE

The *Signature* Collection

*Pull Out*  
IN PORTLAND OAK



Get the look...

*Solva Coastal Mist*  
ASH PAINTED SHAKER DOOR

*Solva Scots Grey*  
ASH PAINTED SHAKER DOOR

*Milano Levante Marble*  
MARBLE EFFECT WORKTOP

*Ligna Mayfield Oak*  
WOOD EFFECT WORKTOP



The  
Connery

The *Signature* Collection  
*Cocktail Cabinet*  
IN PORTLAND OAK





Get the look...



The *Signature* Collection  
*Wine Drawers*  
IN TUSCAN WALNUT

*Wimbourne Inkwell*  
PAINT EFFECT 5 PIECE SHAKER




*Milano Levante Marble*  
MARBLE EFFECT WORKTOP WITH  
MATCHING UPSTANDS

*Ligna Farmhouse Oak*  
WOOD EFFECT WORKTOP WITH  
MATCHING UPSTANDS

*Tuscan Walnut*  
CABINETS







Get the look...

Ashbourne Windsor Blue  
ASH PAINTED SHAKER DOOR

Ashbourne White  
ASH PAINTED SHAKER DOOR

Milano Carrara Marble  
MARBLE EFFECT WORKTOP

Portland Oak  
CABINETS



The  
Hathaway

The Signature Collection

Kitchen Pantry  
IN PORTLAND OAK





The Signature Collection

Chefs Table

IN ASHBOURNE WINDSOR BLUE

Get the look...

Hardwick Oxford Blue

ASH PAINTED SKINNY FRAME SHAKER

Hardwick Farrington Grey

ASH PAINTED SKINNY FRAME SHAKER


Milano Levante Marble

MARBLE EFFECT WORKTOP AND UPSTAND

Portland Oak  
CABINTRY



The Signature Collection  
*Plate Rack*  
IN PORTLAND OAK



The  
Lansbury

The Signature Collection

Corner Pantry  
IN PORTLAND OAK





*Get the look...*

*Hardwick Oxford Blue*  
ASH PAINTED SKINNY FRAME SHAKER

*Portland Oak*  
CABINETS



*Classic Shaker*  
BLISSFUL BLUES

The *Signature* Collection

*The Boot Room*

IN HARDWICK OXFORD BLUE WITH PORTLAND OAK



Get the look...

Marlborough Coastal Mist  
SILK PAINTED SHAKER DOOR

Marlborough White  
SILK PAINTED SHAKER DOOR

Milano Arctic Frost  
STONE EFFECT WORKTOP

Portland Oak  
CABINETRY



The Signature Collection  
Alcove Bookshelf  
IN PORTLAND OAK AND COASTAL MIST







*Get the look...*

*Sutton Heather Slate*  
SILK FLAT SLAB DOOR

*Milano Carrara Marble*  
MARBLE EFFECT WORKTOP AND  
MATCHING SPLASHBACK

*Sutton Scots Grey*  
SILK FLAT SLAB DOOR

*Ligna Mayfield Oak*  
WOOD EFFECT WORKTOP

*Metalix Brass*  
SPLASHBACK AND MATCHING HANDLES





*Get the look...*

*Roma Oxford Blue*  
SILK PAINTED J-PULL DOOR

*Roma Scots Grey*  
SILK PAINTED J-PULL DOOR

*Milano Silver Shadow*  
STONE EFFECT WORKTOP

*Roma Terracotta Sunset*  
SILK PAINTED J-PULL DOOR

*Ligna Mayfield Oak*  
WOOD EFFECT SHELVING







*Get the look...*

*Sutton Heather Slate*  
SILK FLAT SLAB DOOR



*Lumina Scots Grey*  
HIGH GLOSS FLAT SLAB DOOR



*Milano Levante Marble*  
MARBLE EFFECT WORKTOP AND  
MATCHING SPLASHBACK



*Ligna Washed Oak*  
WOOD EFFECT FLAT SLAB DOOR



*Metalix Aluminium*  
SPLASHBACK AND MATCHING HANDLES







*Be inspired by our Real Kitchens*

Take a look at how this customer used Blissful Blues in their kitchen scheme.

Visit our website to see more inspirational Real Kitchens







*Be inspired by our Real Kitchens*

Take a look at how this customer used Blissful Blues in their kitchen scheme. As seen in **Designer Magazine**.

Visit our website to see more inspirational Real Kitchens










*H Line Hampton and Ligna*  
OXFORD BLUE WITH MATCHING HANDLE RAIL AND MAYFIELD OAK

# Explore...

## *The Warm Palette*

THE WARM PALETTE IS THE PERFECT STARTING POINT TO CREATE A PLEASANT AND STYLISH DESIGN. MIX COLOURS SUCH AS HIGHLAND STONE AND LAVA TO CREATE A NEUTRAL, YET STRIKING LOOK WITHIN A STATEMENT TWO-TONE KITCHEN. ALTERNATIVELY, CHOOSE A BASE TONE AND THEN LAYER WITH ONE OF OUR MORE VIBRANT COLOURS AND ADD TEXTURE TO GIVE A BOLD, YET COHESIVE LOOK.







Get the look...

Hardwick *Lava*

ASH PAINTED SKINNY FRAME SHAKER DOOR

Hardwick *Highland Stone*

ASH PAINTED SKINNY FRAME SHAKER DOOR

Milano *Levante Marble*

MARBLE EFFECT WORKTOP

Tuscan *Walnut*

CABINERY



The  
Hathaway

The *Signature* Collection

*Kitchen Pantry*


SLIMLINE, IN TUSCAN WALNUT



The *Signature* Collection

*Freestanding Island*

IN HARDWICK HIGHLAND STONE



The *Signature* Collection

*Tuscan Walnut Drawers*

FEATURING CUTLERY INSERT

*Classic Shaker*  
THE WARM PALETTE



Get the look...

*Hardwick Lava*

ASH PAINTED SKINNY FRAME SHAKER DOOR

*Hardwick Highland Stone*

ASH PAINTED SKINNY FRAME SHAKER DOOR

*Milano Levante Marble*

MARBLE EFFECT WORKTOP

*Tuscan Walnut*

CABINERY



The  
Connery

The *Signature* Collection  
*Cocktail Cabinet*  
IN TUSCAN WALNUT





The *Signature* Collection  
*Freestanding Island*  
IN HARDWICK HIGHLAND STONE

Get the look...



Wimbourne *Heritage Grey*  
PAINT EFFECT 5 PIECE SHAKER DOOR



Milano *Levante Marble*  
MARBLE EFFECT WORKTOP

Portland *Oak*  
CABINETS



SPACETOWER

The *Signature* Collection  
*Internal Drawer Larder*  
SLIMLINE, IN PORTLAND OAK







Get the look...

*Carnegie Heritage Grey*  
ASH PAINTED SHAKER DOOR

*Carnegie Stone Grey*  
ASH PAINTED SHAKER DOOR

*Milano Arctic Frost*  
STONE EFFECT WORKTOP

*Tuscan Walnut*  
CABINETY



The  
Lansbury

The *Signature* Collection

*Corner Pantry*  
IN TUSCAN WALNUT



*Classic Shaker*  
THE WARM PALETTE




Get the look...



*Somerton Highland Stone*  
SILK 5 PIECE SHAKER DOOR



*Milano Earth Stone*  
STONE EFFECT WORKTOP



*Portland Oak*  
CABINETY



MAGNASPACE

The *Signature* Collection

*Pull Out*  
IN PORTLAND OAK





*Classic Shaker*  
THE WARM PALETTE



*Get the look...*

*Solva Natural Oak*  
SOLID OAK SHAKER DOOR

*Solva Farringdon Grey*  
ASH PAINTED SHAKER DOOR

*Milano Levante Marble*  
MARBLE EFFECT WORKTOP

*Portland Oak*  
CABINETS









*Get the look...*

*Sutton Burnt Umber*  
SILK FLAT SLAB DOOR



*Ligna Farmhouse Oak*  
WOOD EFFECT DOOR AND  
MATCHING WORKTOP



*Sutton Highland Stone*  
SILK FLAT SLAB DOOR



*Milano Arctic Frost*  
STONE EFFECT WORKTOP AND DOOR



*Metalix Bronze*  
SPLASHBACK



*Modern Flat Slab*  
THE WARM PALETTE



Get the look...

Hampton *Highland Stone*  
SILK PAINTED FLAT SLAB DOOR

Marlborough *Lava*  
SILK PAINTED SHAKER DOOR

Milano *Carrara Marble*  
MARBLE EFFECT WORKTOP

Portland *Oak*  
CABINETRY



The *Living* Collection  
*Sideboard*  
MARLBOROUGH LAVA WITH PORTLAND OAK



The *Living* Collection  
*Tall Dresser*  
MARLBOROUGH LAVA WITH PORTLAND OAK



*Modern Flat Slab*  
THE WARM PALETTE



*Get the look...*

*Milano Truffle Pietra*  
STONE EFFECT FLAT SLAB DOOR

*Lumina Highland Stone*  
HIGH GLOSS FLAT SLAB DOOR

*Madoc Driftwood*  
WOOD EFFECT FLAT SLAB DOOR

*Milano Arctic Frost*  
STONE EFFECT WORKTOP









Get the look...

*Sutton Highland Stone*  
SILK FLAT SLAB DOOR

*Sutton Farrington Grey*  
SILK FLAT SLAB DOOR

*Milano Arctic Frost*  
STONE EFFECT WORKTOP

*Ligna Mayfield Oak*  
WOOD EFFECT WORKTOP



The *Living* Collection  
*Sideboard*  
SUTTON HIGHLAND STONE





*Get the look...*

*Sutton Farringdon Grey*  
SILK FLAT SLAB DOOR



*Madoc Reclaimed Oak*  
WOOD EFFECT FLAT SLAB DOOR



*Milano Arctic Frost*  
STONE EFFECT WORKTOP







*Get the look...*

*Madoc Hoxton Oak*  
WOOD EFFECT FLAT SLAB DOOR

*Sutton Farringdon Grey*  
SILK FLAT SLAB DOOR

*Milano Arctic Frost*  
STONE EFFECT WORKTOP AND DOOR

*Ligna Florence Oak*  
WOOD EFFECT WORKTOP AND  
FLOATING SHELVING

*Metalix Brass*  
SPLASHBACK



The *Signature* Collection

*Bi-Fold Wall Cabinets*  
IN SUTTON FARRINGTON GREY







*Get the look...*

*Madoc Urban Suede*  
STONE EFFECT FLAT SLAB DOOR

*Metalix Bronze*  
SPLASHBACK

*Ligna Mayfield Oak*  
FLOATING SHELVING



*Modern Flat Slab*  
THE WARM PALETTE



*Get the look...*

*Lumina Stone Grey*  
HIGH GLOSS FLAT SLAB DOOR

*Lumina Heritage Grey*  
HIGH GLOSS FLAT SLAB DOOR

*Madoc Tuscan Walnut*  
FLAT SLAB DOOR AND CABINETRY

*Milano Carrara Marble*  
MARBLE EFFECT WORKTOP







*Be inspired by our Real Kitchens*

Take a look at how this customer used The Warm Palette in their kitchen scheme. As seen in **KBB Magazine**.

Visit our website to see more inspirational Real Kitchens






*H Line Lumina*  
STONE GREY WITH ALUMINIUM HANDLE RAIL



# Explore... *Ravishing Reds*

CONSIDER A SOFT SHADE THAT EXUDES WARMTH, SUCH AS AUTUMN BLUSH, OR GO FOR SOMETHING COMPLETELY DIFFERENT AND OPT FOR A HINT OF CLARET OR TERRACOTTA SUNSET TO ADD A SPLASH OF WARM COLOUR TO YOUR NEW KITCHEN SCHEME.





Get the look...

*Solva Vintage Rose*  
ASH PAINTED SHAKER DOOR

*Solva Graphite*  
ASH PAINTED SHAKER DOOR

*Solva Scots Grey*  
ASH PAINTED SHAKER DOOR

*Milano Levante Marble*  
MARBLE EFFECT WORKTOP



The Signature Collection  
*Freestanding Island*  
IN SOLVA VINTAGE ROSE



*Classic Shaker*  
RAVISHING REDS



The *Signature* Collection  
*Freestanding Island*  
IN SOLVA VINTAGE ROSE

*Get the look...*

*Carnegie Terracotta Sunset*  
ASH PAINTED SHAKER DOOR

*Carnegie Scots Grey*  
ASH PAINTED SHAKER DOOR

*Milano Arctic Frost*  
STONE EFFECT WORKTOP

*Portland Oak*  
CABINERY

*Classic Shaker*  
RAVISHING REDS



*Get the look...*

*Sherborne Claret*  
ASH PAINTED SHAKER DOOR

*Sherborne Scots Grey*  
ASH PAINTED SHAKER DOOR

*Milano Silver Shadow*  
STONE EFFECT WORKTOP

*Classic Shaker*  
RAVISHING REDS





Get the look...

*Sutton Autumn Blush*  
SILK FLAT SLAB DOOR

*Sutton Highland Stone*  
SILK FLAT SLAB DOOR

*Deco Copper Oxide*  
STONE EFFECT FLAT SLAB DOOR

*Milano Arctic Frost*  
STONE EFFECT WORKTOP



LINEA

The *Signature* Collection

*Wide Wall Cabinets*

SHOWING BI-FOLD AND LIFT-UP OPTIONS







Get the look...

Hampton *Vintage Rose*  
SILK PAINTED FLAT SLAB DOOR



Hampton *Scots Grey*  
SILK PAINTED FLAT SLAB DOOR



Milano *Levante Marble*  
MARBLE EFFECT WORKTOP



Ligna *Mayfield Oak*  
OPEN SHELVING



The  
Connery

The *Signature* Collection

*Cocktail Cabinet*  
WITH ANTHRACITE LINEN DRAWERS





*Get the look...*

*Roma Terracotta Sunset*  
SILK PAINTED J-PULL DOOR

*Roma Scots Grey*  
SILK PAINTED J-PULL DOOR

*Roma Oxford Blue*  
SILK PAINTED J-PULL DOOR

*Ligna Mayfield Oak*  
WOOD EFFECT WORKTOP  
AND OPEN SHELVING








*Be inspired by our Real Kitchens*

Take a look at how this customer used Ravishing Reds in their kitchen scheme. As seen in **Good Homes Magazine**.

Visit our website to see more inspirational Real Kitchens






*H Line Sutton*  
AUTUMN BLUSH AND WHITE WITH BIRCH PLY EDGE

# Explore... *The Cool Palette*


THE COOL PALETTE IS FABULOUSLY VERSATILE AND LENDS ITSELF TO MANY DIFFERENT LOOKS. MAKE A REAL STATEMENT AND CHOOSE TO GO SUPER DARK OR CONSIDER SCOTS GREY, MIXED WITH A TEXTURED FINISH SUCH AS MILANO LEVANTE MARBLE FOR A CALM AND COOL IMPACT!



WHITE




SCOTS GREY



LIGHT GREY



DUST GREY



GRAPHITE







Get the look...

Wimbourne Graphite  
PAINT EFFECT 5 PIECE SHAKER DOOR

Wimbourne Light Grey  
PAINT EFFECT 5 PIECE SHAKER DOOR

Ligna Farmhouse Oak  
WOOD EFFECT WORKTOP

Tuscan Walnut  
CABINERY



MAGNASPACE

The Signature Collection

Pull Out  
IN TUSCAN WALNUT









Get the look...

Marlborough *Dust Grey*  
SILK PAINTED SHAKER DOOR

Marlborough *Light Grey*  
SILK PAINTED SHAKER DOOR

Milano *Carrara Marble*  
MARBLE EFFECT WORKTOP

Portland *Oak*  
CABINETRY



The *Signature* Collection  
*Portland Oak Drawers*  
FEATURING A CUTLERY INSERT



VELABIN

The *Signature* Collection  
*Integrated Bin System*  
IN PORTLAND OAK



The *Signature* Collection  
*Chefs Table*  
IN MARLBOROUGH LIGHT GREY





Get the look...

Somerton *Graphite*  
SILK 5 PIECE SHAKER DOOR

Milano *Carrara Marble*  
MARBLE EFFECT WORKTOP

Tuscan *Walnut*  
CABINERY



The  
Hathaway

The *Signature* Collection

*Kitchen Pantry*  
IN TUSCAN WALNUT



*Classic Shaker*  
THE COOL PALETTE



*Get the look...*

*Ashbourne Dust Grey*  
ASH PAINTED SHAKER DOOR

*Ashbourne Light Grey*  
ASH PAINTED SHAKER DOOR

*Milano Carrara Marble*  
MARBLE EFFECT WORKTOP

*Ligna Mayfield Oak*  
WOOD EFFECT WORKTOP







*Get the look...*

*Ligna Alaskan Oak*  
WOOD EFFECT FLAT SLAB DOOR  
AND MATCHING WORKTOP

*Sutton Light Grey*  
SILK FLAT SLAB DOOR

*Milano Storm Cloud*  
STONE EFFECT WORKTOP

*Metalix Titanium*  
SPLASHBACK AND MATCHING HANDLES







*Get the look...*

*Milano Midnight Pietra*  
STONE EFFECT FLAT SLAB DOOR

*Lumina Graphite*  
HIGH GLOSS FLAT SLAB DOOR

*Milano Arctic Frost*  
STONE EFFECT WORKTOP

*Portland Oak*  
WINE RACK OPEN SHELVING





LINEA

The *Signature* Collection  
**2m Wide Drawers**  
IN LUMINA GRAPHITE

*Get the look...*

*Larna Scots Grey*  
PAINT EFFECT FLAT SLAB DOOR

*Sutton Dust Grey*  
SILK FLAT SLAB DOOR

*Milano Levante Marble*  
MARBLE EFFECT WORKTOP









Get the look...

Larna Light Grey  
PAINT EFFECT FLAT SLAB DOOR

Larna Graphite  
PAINT EFFECT FLAT SLAB DOOR

Madoc Tuscan Walnut  
WOOD EFFECT FLAT SLAB DOOR

Milano Carrara Marble  
MARBLE EFFECT WORKTOP



*Modern Flat Slab*  
THE COOL PALETTE



*Get the look...*

*Roma Light Grey*  
SILK PAINTED J-PULL DOOR

*Roma White*  
SILK PAINTED J-PULL DOOR

*Milano Rustic Leather*  
STONE EFFECT WORKTOP AND SPLASHBACK

*Tuscan Walnut*  
CABINERY





The *Signature* Collection  
*Open Shelving*  
IN TUSCAN WALNUT

*Get the look...*

*Deco Porcelana Silver*  
STONE EFFECT FLAT SLAB DOOR



*Sutton Light Grey*  
SILK FLAT SLAB DOOR



*Milano Silver Shadow*  
STONE EFFECT WORKTOP



*Modern Flat Slab*  
THE COOL PALETTE



LINEA

The *Signature* Collection  
*2m Wide Drawers*  
IN SUTTON LIGHT GREY



*Get the look...*

*Italia White*  
HIGH GLOSS J-PULL DOOR



*Italia Light Grey*  
HIGH GLOSS J-PULL DOOR



*Milano Levante Marble*  
MARBLE EFFECT WORKTOP



Get the look...

Sutton Dust Grey  
SILK FLAT SLAB DOOR



Sutton Light Grey  
SILK FLAT SLAB DOOR



Milano Levante Marble  
MARBLE EFFECT WORKTOP AND SPLASHBACK

Ligna Mayfield Oak  
WOOD EFFECT WORKTOP



The Living Collection  
Ligna Mayfield Oak  
COFFEE TABLE





Get the look...


*Lumina Light Grey*  
HIGH GLOSS FLAT SLAB DOOR



*Milano Storm Cloud*  
STONE EFFECT FLAT SLAB DOOR



*Milano Levante Marble*  
MARBLE EFFECT WORKTOP AND SPLASHBACK



The *Signature* Collection

*Mirror Plinth*







Get the look...

Sutton Scots Grey  
SILK FLAT SLAB DOOR

Sutton Graphite  
SILK FLAT SLAB DOOR

Ligna Mayfield Oak  
WOOD EFFECT WORKTOP

Milano Silver Shadow  
STONE EFFECT WORKTOP



MAGNASPACE

The Signature Collection

Pull Out  
IN LEGRABOX R-DESIGN



The Living Collection  
Media Centre  
IN SUTTON GRAPHITE



*Modern Flat Slab*  
THE COOL PALETTE



*Be inspired by our Real Kitchens*

Take a look at how this customer used The Cool Palette in their kitchen scheme. As seen in **EKBB Magazine**.

Visit our website to see more inspirational Real Kitchens





*Somerton*  
GRAPHITE WITH TUSCAN WALNUT CABINETRY

*Be inspired by our Real Kitchens*

Take a look at how this customer used The Cool Palette in their kitchen scheme. As seen in **Country Homes and Interiors Magazine**.

Visit our website to see more inspirational Real Kitchens








# Explore... *Powerful Purples*

INJECT PERSONALITY INTO YOUR DESIGN BY CONSIDERING WISTERIA OR MULBERRY. THE PERFECT COMBINATION TO WARM OR COOL GREYS. POWERFUL PURPLES ARE A COMFORTING YET SUBTLE TONE THAT WILL ADD CHARM AND A BIT OF FUN TO YOUR NEW KITCHEN.



WISTERIA



MULBERRY





*Get the look...*

*Hardwick Mulberry*

ASH PAINTED SKINNY FRAME SHAKER DOOR



*Hardwick Wisteria*

ASH PAINTED SKINNY FRAME SHAKER DOOR



*Hardwick Light Grey*

ASH PAINTED SKINNY FRAME SHAKER DOOR

*Milano Carrara Marble*

MARBLE EFFECT WORKTOP



*Classic Shaker*  
POWERFUL PURPLES



Get the look...

Sherborne Mulberry  
ASH PAINTED SHAKER DOOR



Sherborne Highland Stone  
ASH PAINTED SHAKER DOOR



Milano Midnight Pietra  
STONE EFFECT WORKTOP

Tuscan Walnut  
CABINERY





*Classic Shaker*  
POWERFUL PURPLES





Get the look...

Ashbourne Mulberry  
ASH PAINTED SHAKER DOOR

Ashbourne Graphite  
ASH PAINTED SHAKER DOOR

Milano Midnight Pietra  
STONE EFFECT WORKTOP

Tuscan Walnut  
CABINETY



MAGNASPACE

The Signature Collection

Pull Out  
IN TUSCAN WALNUT







Get the look...

Marlborough *Mulberry*  
SILK PAINTED SHAKER DOOR

Marlborough *Scots Grey*  
SILK PAINTED SHAKER DOOR

Milano *Carrara Marble*  
MARBLE EFFECT WORKTOP

Portland *Oak*  
CABINERY







The *Signature* Collection  
*Table Island*  
IN MARLBOROUGH MULBERRY

Get the look...

Hampton *Farringdon Grey*  
SILK FLAT SLAB PAINTED DOOR

Hampton *Mulberry*  
SILK FLAT SLAB PAINTED DOOR

Milano *Truffle Pietra*  
STONE EFFECT WORKTOP

Metalix *Titanium*  
SPLASHBACK









Get the look...

Melrose *Lava*  
INFRAME EFFECT FLAT SLAB DOOR



Melrose *Wisteria*  
INFRAME EFFECT FLAT SLAB DOOR



The *Signature* Collection  
*Freestanding Island*  
IN MELROSE WISTERIA

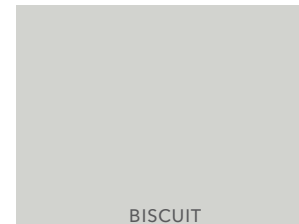
Milano *Carrara Marble*  
MARBLE EFFECT WORKTOP AND SPLASHBACK






# Explore... *Glorious Greens*

CURIOUS ABOUT HOW TO MAKE THIS TRENDY HUE WORK FOR YOUR SPACE? LOOK NO FURTHER, THIS PALETTE PROVES THAT GREEN IS ONE OF THE MOST VERSATILE COLOUR OPTIONS THERE IS!




BISCUIT




SAGE GREEN




SPRING MEADOW



OLIVE



NEW FOREST



HUNTER GREEN







Get the look...

Marlborough *Hunter Green*  
SILK PAINTED SHAKER DOOR

Marlborough *Farringdon Grey*  
SILK PAINTED SHAKER DOOR

Milano *Levante Marble*  
STONE EFFECT WORKTOP AND SPLASHBACK

Portland *Oak*  
CABINTRY



The *Signature* Collection

*French Mantle*  
IN MARLBOROUGH HUNTER GREEN



The *Living* Collection

*Side Table*  
IN MARLBOROUGH HUNTER GREEN



*Classic Shaker*  
GLORIOUS GREENS





*Get the look...*

*Sutton New Forest*  
SILK FLAT SLAB DOOR

*Lumina Highland Stone*  
HIGH GLOSS FLAT SLAB DOOR

*Milano Earth Stone*  
STONE EFFECT WORKTOP

*Ligna Florence Oak*  
WOOD EFFECT WORKTOP

*Metalix Copper*  
SPLASHBACK





*Be inspired by our Real Kitchens*

Take a look at how this customer used Glorious Green in their kitchen scheme. As seen in **Good Homes Magazine**.

Visit our website to see more inspirational Real Kitchens



SPACETOWER

The *Signature* Collection

*Internal Drawer Larder*

IN TUSCAN WALNUT





*Solva*  
HUNTER GREEN

*Be inspired by our Real Kitchens*

Take a look at how this customer used Glorious Green in their kitchen scheme. As seen in **Period Homes Magazine**.

Visit our website to see more inspirational Real Kitchens











## The *Signature* Collection

### *Beauty is more than skin deep*

Quintessentially Masterclass, The Signature Collection is so much more than a range of highly desirable and iconic pieces of furniture. It is a lifestyle choice, committed to giving you the best possible experience when selecting what goes into your new kitchen.

A range of innovative and iconic, design led storage solutions that are not only practical but beautifully bespoke in appearance, which one will be your favourite?

The  
Connery

*The Cocktail Cabinet*

The Connery evokes a sense of glamour and occasion. A timeless feature and a jewel of the kitchen, the cocktail cabinet will always be a true classic.

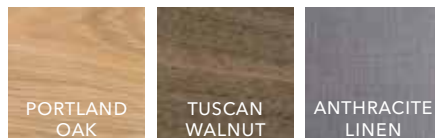
- ✓ Perfect for the committed cocktail connoisseur and party host
- ✓ Lifetime guarantee on all moving parts.



*Width Options*

500MM (SLIMLINE)	600MM (SLIMLINE)	
800MM	900MM	1000MM

*Colour Options*



THE CONNERY IN TUSCAN WALNUT AND ANTHRACITE LINEN





THE CONNERY, SLIMLINE, IN PORTLAND OAK



THE CONNERY IN TUSCAN WALNUT

The  
Hathaway

*The Chefs Pantry*

A quintessential storage feature that can be personalised to your needs, The Hathaway will quickly become your best friend in the kitchen.

- ✓ Perfect for the keen chef that needs all their store cupboard essentials in one, easy to reach, space
- ✓ Lifetime guarantee on all moving parts.



*Width Options*

400MM (SLIMLINE)	500MM (SLIMLINE)	600MM (SLIMLINE)
800MM	1000MM	1200MM

*Colour Options*



THE HATHAWAY IN TUSCAN WALNUT



THE HATHAWAY, SLIMLINE, IN TUSCAN WALNUT





THE HATHAWAY IN PORTLAND OAK



The  
Lansbury

*The Corner Pantry*

A twist on the classic corner pantry, The Lansbury is a stand out feature that will assist you with all of your organisational needs.

- ✓ Perfect for a busy lifestyle that requires maximum storage space
- ✓ Consider your perfect walk-in pantry available in all of our cabinet colour options to perfectly match your kitchen design
- ✓ Lifetime guarantee on all moving parts.



*Height Options*

1970MM	2150MM
--------	--------

*Colour Options*

11 CABINET COLOURS
--------------------



THE LANSBURY IN PORTLAND OAK



THE LANSBURY IN TUSCAN WALNUT



THE LANSBURY IN PORTLAND OAK

**SPACETOWER**

*Internal Drawer Larder*

If you want the ultimate kitchen storage, look no further than SpaceTower. One of the main benefits is the easy access from every angle - you can reach every item with complete ease. Perfect for the modest kitchen that needs to maximise storage space.

✓ 1825mm, 1978mm, 2150mm height options

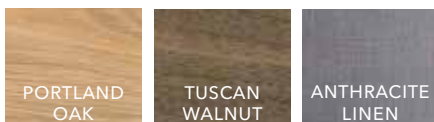


✓ Lifetime guarantee on all moving parts.

*Width Options*

300MM (SLIMLINE)	400MM (SLIMLINE)	500MM (SLIMLINE)
600MM (SLIMLINE)	800MM	900MM
1000MM		

*Colour Options*



SPACETOWER IN TUSCAN WALNUT



SPACETOWER, SLIMLINE, IN PORTLAND OAK





SPACETOWER IN TUSCAN WALNUT

**MAGNASPACE**

*The Pull Out Larder*

A storage system that is strong, versatile and flexible. MagnaSpace will carry vastly more weight than alternative wirework systems and suit the needs of the most demanding of spaces and the most discerning of customers.

- ✓ Perfect for the meticulous organiser who desires all their essentials to be in one, easy to reach place
- ✓ 1250mm, 1825mm, 1978mm, 2150mm tall height options

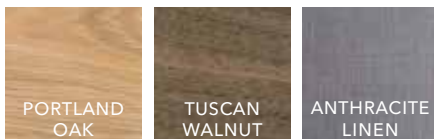


✓ Lifetime guarantee on all moving parts.

*Base and Tall Width Options*

150MM (BASE ONLY)	300MM	400MM
500MM	600MM	

*Colour Options*



MAGNASPACE, BASE PULL-OUT, IN PORTLAND OAK WITH UP TO 40KG OF STORAGE



MAGNASPACE, BASE PULL-OUT, IN TUSCAN WALNUT WITH UP TO 80KG OF STORAGE



MAGNASPACE, MID-HEIGHT PULL-OUT, IN PORTLAND OAK WITH UP TO 140KG OF STORAGE



MAGNASPACE, TALL PULL-OUT, IN ANTHRACITE LINEN WITH UP TO 210KG OF STORAGE



MAGNASPACE, TALL PULL-OUT, IN TUSCAN WALNUT WITH UP TO 210KG OF STORAGE



LINEA

LINEA PLUS

### Widest Drawer and Wall Units

Create a stunning modern design with our widest ever cabinets. Available up to 2 meters wide, Linea base and lift up wall cabinets allow you to create an individual stand out design within your kitchen. LineaPlus are the widest, deepest drawers on the market - they have to be seen to be believed!

- ✓ Available ranges: Deco, Hampton, Larna, Ligna, Lumina, Madoc, Melrose, Sutton



- ✓ Lifetime guarantee on all moving parts.

### Width Options

1200MM

1600MM

1800MM

2000MM

### Linea Drawer Box Options

PORTLAND OAK

TUSCAN WALNUT

LEGRABOX R-DESIGN\*

\*LINEA PLUS ONLY



LINEA PLUS IN LEGRABOX R-DESIGN WITH 140KG WEIGHT CAPACITY



LINEA WALL CABINETS AND LINEA BOTTOM DRAWER



LINEA PLUS IN LEGRABOX R-DESIGN WITH 140KG WEIGHT CAPACITY



LEFT OPEN WALL CABINET: LINEA BI-FOLD WALL CABINETS. RIGHT OPEN WALL CABINET: LINEA LIFT UP WALL CABINETS



VELABIN

*Integrated Bin System*

The VelaBin is sure to make light work of your kitchen waste. Featuring an efficient carbon bio filter lid\* that prevents any unwanted odours from escaping and the beautiful finish means that there is no unsightly wirework to be seen.

- ✓ Perfect for the waste conscious household
- ✓ Boasts the heaviest load and largest capacity on the market

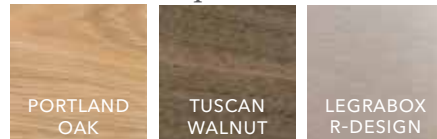


✓ Lifetime guarantee on all moving parts.

*Width Options*

400MM	500MM	600MM
600MM (EXTRA DEEP)	700MM	800MM

*Drawer Box Options*



VELABIN, 600MM WIDE, IN LEGRABOX R-DESIGN. 64L OF WASTE STORAGE WITH 49L OF ADDITIONAL CABINET STORAGE



VELABIN, 600MM WIDE AND 650MM DEEP, IN PORTLAND OAK. 72L OF WASTE STORAGE WITH 47L OF ADDITIONAL CABINET STORAGE



VELABIN, 700MM WIDE, IN LEGRABOX R-DESIGN. 80L OF WASTE STORAGE WITH 68L OF ADDITIONAL CABINET STORAGE.



VELABIN, 700MM WIDE, IN TUSCAN WALNUT. 80L OF WASTE STORAGE WITH 68L OF ADDITIONAL CABINET STORAGE.





VELABIN, 800MM WIDE, 2 DRAWER FRONT IN PORTLAND OAK. 104L WASTE STORAGE WITH 42L OF ADDITIONAL CABINET STORAGE.

*Furniture to enhance design*

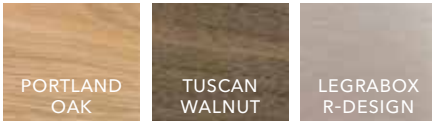
We have always believed that beauty is more than skin deep, that's why we focus so much attention on what's behind the door, as well as the doors themselves. Our programme of key design features will hopefully ensure that you fall head over heels in love with your kitchen. Here's just a few of our favourites.

Visit our website to see all of our internal storage solutions.





✓ Lifetime guarantee on all moving parts.

*Drawer Box Options*



*Cabinet Colour Options*



TUSCAN WALNUT DRAWERS WITH INTERNAL CUTLERY TRAY



COMBINATION UTENSIL DRAWER SHOWN IN TUSCAN WALNUT  
- AVAILABLE IN 800/900/1000MM WIDE



PORTLAND OAK DRAWERS WITH INTERNAL CUTLERY TRAY



COMBINATION UTENSIL DRAWER SHOWN IN PORTLAND OAK  
- AVAILABLE IN 800/900/1000MM WIDE



LEGRABOX R-DESIGN WITH INTERNAL DRAWERS IN ANTHRACITE LINEN



LEGRABOX R-DESIGN



Freestanding Island Options



MARLBOROUGH MULBERRY FREE  
STANDING TABLE ISLAND



SOLVA SCOTS GREY PREP ISLAND



MELROSE FREE STANDING ISLAND IN  
WISTERIA WITH DISPLAY DRAWER



HARDWICK OXFORD BLUE FREE STANDING ISLAND



HAMPTON HIGHLAND STONE FREE STANDING ISLAND



SOLVA VINTAGE ROSE FREE STANDING ISLAND



SHERBORNE MULBERRY FREE STANDING ISLAND



HARDWICK HIGHLAND STONE FREE STANDING ISLAND



### *The Boot Room*

An elegant transition from outdoors to indoors. Having a dedicated space like the boot room from The Signature Collection, ensures that you and your family's outdoor apparel remains at the ready within a moment's notice of a new outdoor adventure.

Available in our full palette of painted kitchen colours, as well as many of our other popular ranges, this really is a fabulous way of adding a little more luxury to your home, whilst seamlessly connecting the kitchen and utility areas together.

Visit our website to find out more.





HARDWICK OXFORD BLUE WITH PORTLAND OAK BOOT ROOM

Classic Design Features



TRADITIONAL CANOPY



CLASSIC MANTLE WITH CORBELS



TALL DRESSER WITH OPEN SHELVING



TALL DRESSER



FRENCH MANTLE



CHEFS TABLE



CHEFS TABLE



ALCOVE SHELVING



GLASS CABINETS



Classic Design Features



OPEN SHELVING WITH WINE RACK



WINE DRAWERS IN TUSCAN WALNUT



CRATE DRAWERS IN PORTLAND OAK



PLATE RACK IN PORTLAND OAK



PLATE RACK IN PORTLAND OAK



CRATE DRAWERS IN PORTLAND OAK



CRATE LARDER IN PORTLAND OAK

Modern Design Features



LETTERBOX OPEN SHELVING



WALL CABINET OPEN SHELVING



METALLIC SPLASHBACK AND FLOATING SHELVING



METALLIC SPLASHBACK



CURVED ISLAND OPEN SHELVING



ISLAND OPEN SHELVING



MATCHING DOOR AND WORKTOP



MATCHING DOOR AND WORKTOP



ISLAND OPEN SHELVING



TALL OPEN SHELVING



BI-FOLD WALL CABINET



BI-FOLD WALL CABINET



*Modern Design Features*



FEATURE SPLASHBACKS, AS SHOWN IN MILANO EARTH STONE



FEATURE SPLASHBACKS, AS SHOWN IN METALIX COPPER



FEATURE PLINTH, AS SHOWN IN METALIX BRASS



MATCHING WORKTOP, SPLASHBACK AND UPSTANDS, SHOWN IN MILANO LEVANTE MARBLE





## The *Living* Collection

### *Enhance your home*

The Living Collection is a range of free standing furniture that enables you to seamlessly connect and complement the furniture between your kitchen and other areas of your home. It is all about creating your own style, perfect for multi-functional, family homes that embody today's demand for open plan living.

### Classic Configurations

Extend our timeless, classically styled kitchen furniture into your living spaces with our Classic free standing furniture collection. Available in our Marlborough or Hampton silk finish doors - you'll be spoilt for choice with our carefully selected palette of 27 painted colours.

### Width Options

500MM	600MM	800MM	900MM	1000MM	1200MM (2 X 600MM DRAWERS)	1500MM (3 X 500MM DRAWERS)
-------	-------	-------	-------	--------	----------------------------------	----------------------------------

### Colour Options

WHITE	SCOTS GREY	LIGHT GREY	DUST GREY	GRAPHITE	IVORY	MUSSEL
HERITAGE GREY	HIGHLAND STONE	FARRINGTON GREY	STONE GREY	LAVA	LIGHT BLUE	POWDER BLUE
COASTAL MIST	WINDSOR BLUE	OXFORD BLUE	BISCUIT	SAGE GREEN	SPRING MEADOW	OLIVE
HUNTER GREEN	WISTERIA	MULBERRY	VINTAGE ROSE	CLARET	TERRACOTTA SUNSET	

### Cabinet Options

PORTLAND OAK	TUSCAN WALNUT
--------------	---------------

### Worktop Options

PORTLAND OAK	TUSCAN WALNUT
--------------	---------------

### Free Standing Options



OPEN COFFEE TABLE  
(HEIGHT 478MM)



COFFEE TABLE  
(HEIGHT 478MM)



SIDE TABLE  
(HEIGHT 766MM)



SIDEBOARD  
(HEIGHT 766MM)



SIDEBOARD WITH  
MEDIA SHELF  
(HEIGHT 766MM)



MID HEIGHT DRESSER  
(HEIGHT 1396MM)



MID HEIGHT DRESSER  
WITH OPEN SHELVES  
(HEIGHT 1396MM)



TALL DRESSER  
(HEIGHT 1702MM)



TALL DRESSER WITH  
OPEN SHELVES  
(HEIGHT 1702MM)





MARLBOROUGH LAVA SIDEBOARD WITH PORTLAND OAK



MARLBOROUGH LAVA TALL DRESSER WITH OPEN SHELVES IN PORTLAND OAK



HAMPTON LAVA SIDEBOARD WITH TUSCAN WALNUT



HAMPTON MULBERRY WITH PORTLAND OAK COFFEE TABLE



MARLBOROUGH HUNTER GREEN SIDE TABLE

### Modern Configurations

Create a seamlessly sleek look throughout your home with our modern free standing furniture. Our modern configurations are available in 6 of our wonderful modern doors - Deco, Larna, Ligna (Mayfield Oak only), Lumina and Madoc.


### Free Standing Options



### Width Options



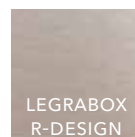
### Cabinet Colour Options



### Colour Options



### Drawer Box Options





SUTTON HIGHLAND STONE SIDEBOARD



SUTTON INKWELL SIDEBOARD



LARNA GRAPHITE SIDEBOARD



SUTTON AUTUMN BLUSH SIDEBOARD



MADOC MAYFIELD OAK COFFEE TABLE



SUTTON AUTUMN BLUSH SIDEBOARD WITH MEDIA SHELF



### *The Media Centre*

Add a sleek media unit to your open-plan living scheme to integrate beautiful storage into your living area. Choose to match or contrast with your kitchen design and create a truly harmonious design.

Speak to your nearest retailer about further personalising your space by adding a Media Centre into your design.










## *Choose boldly. Why not?*

We have taken you on a journey of colour, texture and finish. Along the way, we have explored how to mix and match different shades to create design statements that are personal to you. Maybe you've already found your winning colour combination; was it our Warm Greys that caught your attention, or did you perhaps find yourselves captivated by our Blissful Blues?

There's no need to worry if you haven't yet found the dream combination to stop you in your tracks. The following pages will allow you to view all of our kitchen ranges, from Modern to Classic, as well as the compelling colour and texture options we have available.

Choose your colour. Choose your finish. **Choose Masterclass.**

## Larna



- MFC flat slab door
- Horizontal grain paint effect to front and back of door
- 1mm ABS edging
- 18mm thick flat slab door



3

## Ligna



- MFC flat slab door
- 18mm thick with matching décor front and back
- 1mm matching ABS edge



**LIGNA**  
ALSO AVAILABLE:


- ✓ Matching splashbacks
- ✓ Matching upstands
- ✓ Matching 40mm cut and edged worktops

3

## Lumina



- 18mm MDF flat slab door
- High gloss acrylic face
- 1mm radius to external edges
- The reverse of the door has a textured finish
- Matching ABS solid edging



3/4

## Madoc




- MFC flat slab door
- Vertical grain structure to front and back
- 1mm matching ABS edge, PUR glued
- 18mm thick flat slab door




3

## Sutton



- MDF core flat slab door
- 'Silk' finished cold pressed front face
- 1mm 'Silk' ABS edging
- 1mm soft radius corners and edges
- The door has a matching reverse
- Doors and drawers 18.5mm thick



3

## Deco




- MFC flat slab door
- 18mm thick with lifelike décor to the front and a smooth back
- 1mm ABS edging



4



## Hampton



5

- MDF slab door
- Painted in a super smooth 'Silk' polyester paint to front back and all edges
- Doors and drawers 18mm thick



## Italia




6

- MDF slab with J-pull handle design
- 2mm radius to edges
- Over painted in a high gloss finish
- Melamine finish to the reverse
- Doors and drawers are 22mm thick



## Melrose



6


- MDF slab door with small groove detail forming a 28mm wide 'inframe' effect to doors and drawers
- Painted in a super smooth 'Silk' polyester paint to front back and all edges
- Doors and drawers 18mm thick



## Milano



- MDF flat slab door
- 18mm frontage décor laminated front and reverse (19.2mm finished size)
- 1mm ABS edging




**MILANO**  
ALSO AVAILABLE:

- ✓ Matching splashbacks
- ✓ Matching upstands
- ✓ Matching 20mm cut and edged worktops

6

## Roma



- MDF slab door with J pull handle design
- Painted in a super smooth 'Silk' polyester paint to front back and all edges
- Doors and drawers 22mm thick




6

## Metalix



- MDF flat slab door
- 18mm core with white laminated reverse
- Laminated front finished with aluminium metallic foil with vertical brushed effect
- 1mm 3D metallic finish edging



**METALIX**  
ALSO AVAILABLE:

- ✓ Matching splashbacks
- ✓ Matching upstands

7

## Hatfield




- 22mm thick MDF 5 piece shaker with small V joint detail
- Classic moulded frame
- Paint effect woodgrain finish
- Drawer fronts are solid slab panel




4

## Somerton



- 18.6mm, shaker 5 piece door
- 'Silk' smooth finish
- Cut and edged with 1mm ABS edging
- Shallow recess to centre panel
- Drawer fronts are solid slab panel




4

## Wimbourne




- 22mm thick MDF 5 piece shaker
- 105mm stiles and 2mm chamfered end caps
- Wrapped door in vertical grained vinyl
- Drawer fronts are solid slab panel



4



## Ashbourne



7

- 20mm thick square solid Ash frame door with 85mm stiles and rails with an internal mould
- Veneered centre panel
- Grain structure visible through painted surface
- Drawer fronts are a solid slab panel

ALSO AVAILABLE IN

- ✓ A primed option so that you can paint your new kitchen in any colour your heart desires!



## Carnegie



7

- 20mm thick square solid Ash frame door with 105mm wide stiles and rails and V joint detail to the frame
- Veneered raised and fielded centre panel
- Grain structure visible through painted surface
- Drawer fronts are a traditional slab design

ALSO AVAILABLE IN

- ✓ Our primed option so that you can paint your new kitchen in any colour your heart desires!



## Hardwick



- 20mm thick, narrow solid Ash frame shaker door with 75mm stiles and shallow recess Ash veneer centre panel
- Drawer fronts are a solid slab panel
- Grain structure visible through painted surface

ALSO AVAILABLE IN  
 ✓ Our primed option so that you can paint your new kitchen in any colour your heart desires!



7

## Marlborough



- 20mm MDF door with 90mm shaker design
- Painted in a super smooth 'Silk' polyester paint to front back and all edges
- Drawer fronts are a solid slab panel
- Doors and drawers 18.5mm thick



7

## Sherborne



- 20mm thick, square solid Ash shaker door with 105mm wide stiles and rails and V joint detail to the frame
- Flat Ash veneered centre panel
- Grain structure visible through painted surface


**ALSO AVAILABLE IN**

- ✓ Our primed option so that you can paint your new kitchen in any colour your heart desires!



7

## Solva



- 20mm thick, square solid Ash wide frame door with 105mm wide stiles and rails with V joint detail to frame
- Chamfered moulding to the inside edge around a flat Ash veneered centre panel
- Drawer fronts are a solid slab panel
- Grain structure visible through painted surface

**ALSO AVAILABLE IN**

- ✓ Our primed option so that you can paint your new kitchen in any colour your heart desires!
- ✓ Natural Oak is the perfect way to create a true country classic



7



## *Perfect Pairings*

### CHOOSING YOUR PERFECT HANDLES

When choosing your kitchen handles, you will want to make sure that they reflect your personality and enhance your kitchen style.

To see more of our handle advice and options, please visit our website.



*Brecon Cup, Curved Pull and Knob*



*Edge Straight Handle*



*Hexagonal T-Bar and Handle*



*Metallic Edge, Pull and Bar Handle*



*Henley Knurled Knob and Bar Handle*



*Monmouth Cup and Knob Handle*



*Calgary Pull, Knob and Cup Handle*



*Modern T Pull and Double T-Pull Handle*

## Thinking inside of the box

### OUR CABINETS

How we live in our homes is evolving. Space-saving and easy to use storage solutions remain at the top of our wish lists, so we have torn up the rule book and opened the door to new opportunities.

Our cabinets are easy to use and offer you more space. By eliminating the need for old fashioned centre posts that appear inside most kitchen cabinets, we maximise every bit of available space and have increased the storage capacity by up to 30%!

Why not take a look at your current kitchen to fully appreciate the aesthetic and practical benefits that our market leading cabinetry can bring to your home.



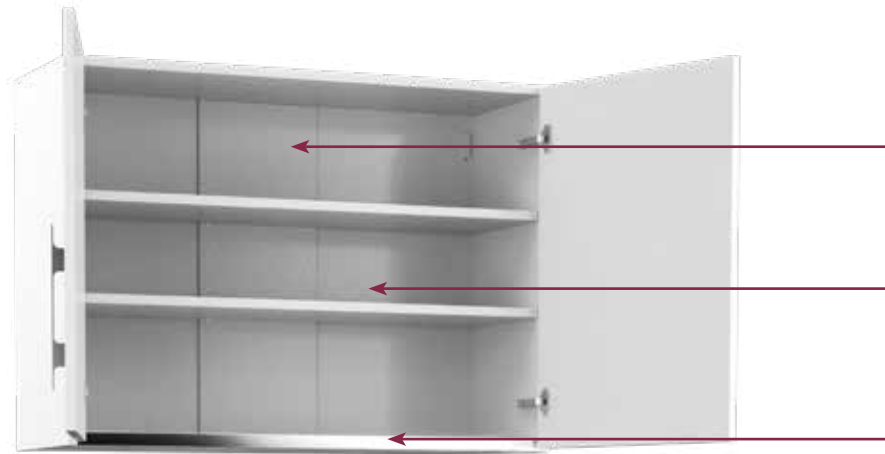
✓ Lifetime guarantee on all moving parts.



✓ 10 year warranty on cabinetry



✓ 3 year warranty on door frontages and decor panels



#### *No Centre Post*


INCREASED SPACE, EASY ACCESS TO THE FULL WIDTH OF THE CABINET AND MORE USER FRIENDLY

#### *Deeper Cabinets*

OUR STANDARD WALL CABINETS OFFER 30% MORE STORAGE CAPACITY

#### *Cabinet Rigidity*

THE ALUMINIUM PROFILE PROVIDES ADDED STABILITY AND SECURITY FROM ITEMS FALLING OUT OF THE CABINET



#### *Solid Cabinets*

OUR CABINETS ARE BUILT TO LAST, WITH 18MM TOP AND BACK PANELS FOR ADDED STRENGTH AND STABILITY

#### *No Centre Post*

INCREASED SPACE, EASY ACCESS TO THE FULL WIDTH OF THE CABINET AND MORE USER FRIENDLY

#### *Deeper Cabinets*

OUR STANDARD BASE CABINETS OFFER 11% MORE STORAGE CAPACITY

#### *Streamlined Hinge*

SUPERIOR INLINE HINGE PLATE NOW OFFERS AN IMPROVED AESTHETIC VIEW

#### *Cabinet Stability*

SIX CABINET LEGS WITH SUPERIOR FIXINGS FOR INCREASED CABINET STRENGTH





## *Range Finder*

ASHBOURNE	24, 25, 96, 97, 128, 129
CARNEGIE	50, 51, 78
DECO	80, 81, 108, 109
HAMPTON	58, 59, 82, 83, 132, 133
HARDWICK	26, 27, 28, 29, 44, 45, 46, 47, 124, 125
HATFIELD	14, 15, 16, 17
ITALIA	110, 111
LARNA	102, 103, 104, 105
LIGNA	32, 33, 36, 37, 56, 57, 66, 67, 98, 99, 112, 116, 117, 140, 141
LUMINA	36, 37, 60, 61, 70, 71, 100, 101, 114, 115, 140, 141
MADOC	60, 61, 64, 65, 66, 67, 68, 69, 70, 71, 104, 105
MARLBOROUGH	30, 31, 58, 59, 92, 93, 130, 131, 138, 139
MELROSE	134, 135
METALIX	32, 33, 36, 37, 56, 57, 66, 67, 68, 69, 98, 99, 140, 141
MILANO	32, 33, 36, 37, 56, 57, 66, 67, 98, 99, 140, 141
ROMA	34, 35, 84, 85, 106, 107
SOMERTON	52, 53, 94, 95
SHERBORNE	79, 126, 127
SOLVA	18, 19, 20, 21, 54, 55, 76, 77
SUTTON	32, 33, 36, 37, 56, 57, 62, 63, 64, 65, 66, 67, 80, 81, 98, 99, 102, 103, 108, 109, 112, 113, 116, 117, 140, 141,
WIMBOURNE	22, 23, 48, 49, 90, 91





[sigma3.co.uk](http://sigma3.co.uk)